

# **First Citizens Holdings Limited And Its Subsidiaries**

Consolidated Financial Statements

30 September 2018

*(Expressed in Trinidad and Tobago dollars)*

# First Citizens Holdings Limited And Its Subsidiaries

---

Contents	Page
Statement of Management Responsibility	1
Independent Auditor's Report	2 - 3
Consolidated Statement of Financial Position	4
Consolidated Income Statement	5
Consolidated Statement of Comprehensive Income	6
Consolidated Statement of Changes in Equity	7 - 8
Consolidated Statement of Cash Flows	9 - 10
Notes to the Consolidated Financial Statements	11 - 109

# First Citizens Holdings Limited And Its Subsidiaries

## Statement of Management Responsibility

---

Management is responsible for the following:

- Preparing and fairly presenting the accompanying consolidated financial statements of First Citizens Holdings Limited and its subsidiaries (the Group), which comprise the consolidated statement of financial position as at 30 September 2018, the consolidated income statement, consolidated statements of comprehensive income, changes in equity and cash flows for the year then ended, and a summary of significant accounting policies and other explanatory information;
- Ensuring that the Group keeps proper accounting records;
- Selecting appropriate accounting policies and applying them in a consistent manner;
- Implementing, monitoring and evaluating the system of internal control that assures security of the Group's assets, detection/prevention of fraud, and the achievement of company operational efficiencies;
- Ensuring that the system of internal control operated effectively during the reporting period;
- Producing reliable financial reporting that comply with laws and regulations, including the Companies Act and the Financial Institution Act (FIA ) 2008; and
- Using reasonable and prudent judgement in the determination of estimates.

In preparing these audited consolidated financial statements, management utilised the International Financial Reporting Standards, as issued by the International Accounting Standards Board and adopted by the Institute of Chartered Accountants of Trinidad and Tobago. Where International Financial Reporting Standards presented alternative accounting treatments, management chose those considered most appropriate in the circumstances.

Nothing has come to the attention of management to indicate that the Group will not remain a going concern for the next twelve months from the reporting date; or up to the date the accompanying consolidated financial statements have been authorised for issue, if later.

Management affirms that it has carried out its responsibilities as outlined above.

  
Group Chief Executive Officer  
17 December 2018

  
Group Chief Financial Officer  
17 December 2018



## **Independent Auditor's Report**

To the shareholders of First Citizens Holdings Limited

### **Report on the audit of the consolidated financial statements**

#### **Our opinion**

In our opinion, the consolidated financial statements present fairly, in all material respects the consolidated financial position of First Citizens Holdings Limited (the "Company") and its subsidiaries (together, the "Group"), as at 30 September 2018, and its consolidated financial performance and its consolidated cash flows for the year then ended in accordance with International Financial Reporting Standards.

#### ***What we have audited***

The Group's consolidated financial statements comprise:

- the consolidated statement of financial position as at 30 September 2018;
- the consolidated income statement for the year then ended;
- the consolidated statement of comprehensive income for the year then ended;
- the consolidated statement of changes in equity for the year then ended;
- the consolidated statement of cash flows for the year then ended; and
- the notes to the consolidated financial statements, which include a summary of significant accounting policies.

#### **Basis for opinion**

We conducted our audit in accordance with International Standards on Auditing (ISAs). Our responsibilities under those standards are further described in the *Auditor's responsibilities for the audit of the consolidated financial statements* section of our report.

We believe that the audit evidence we have obtained is sufficient and appropriate to provide a basis for our opinion.

#### ***Independence***

We are independent of the Group in accordance with the International Ethics Standards Board for Accountants' Code of Ethics for Professional Accountants (IESBA Code). We have fulfilled our other ethical responsibilities in accordance with the IESBA Code.

#### **Other information**

Our opinion on the consolidated financial statements does not cover the other information and we will not express any form of assurance conclusion thereon.

In connection with our audit of the consolidated financial statements, our responsibility is to read the other information identified above when it becomes available and, in doing so, consider whether the other information is materially inconsistent with the consolidated financial statements or our knowledge obtained in the audit, or otherwise appears to be materially misstated.

When we read the annual report, if we conclude that there is a material misstatement therein, we are required to communicate the matter to those charged with governance.

#### **Responsibilities of management and those charged with governance for the consolidated financial statements**

Management is responsible for the preparation and fair presentation of the consolidated financial statements in accordance with International Financial Reporting Standards, and for such internal control as management determines is necessary to enable the preparation of consolidated financial statements that are free from material misstatement, whether due to fraud or error.

## Independent Auditor's Report (Continued)

### Responsibilities of management and those charged with governance for the consolidated financial statements (continued)

In preparing the consolidated financial statements, management is responsible for assessing the Group's ability to continue as a going concern, disclosing, as applicable, matters related to going concern and using the going concern basis of accounting unless management either intends to liquidate the Group or to cease operations, or has no realistic alternative but to do so.

Those charged with governance are responsible for overseeing the Group's financial reporting process.

### Auditor's responsibilities for the audit of the consolidated financial statements

Our objectives are to obtain reasonable assurance about whether the consolidated financial statements as a whole are free from material misstatement, whether due to fraud or error, and to issue an auditor's report that includes our opinion. Reasonable assurance is a high level of assurance, but is not a guarantee that an audit conducted in accordance with ISAs will always detect a material misstatement when it exists. Misstatements can arise from fraud or error and are considered material if, individually or in the aggregate, they could reasonably be expected to influence the economic decisions of users taken on the basis of these consolidated financial statements.

As part of an audit in accordance with ISAs, we exercise professional judgment and maintain professional scepticism throughout the audit. We also:

- Identify and assess the risks of material misstatement of the consolidated financial statements, whether due to fraud or error, design and perform audit procedures responsive to those risks, and obtain audit evidence that is sufficient and appropriate to provide a basis for our opinion. The risk of not detecting a material misstatement resulting from fraud is higher than for one resulting from error, as fraud may involve collusion, forgery, intentional omissions, misrepresentations, or the override of internal control.
- Obtain an understanding of internal control relevant to the audit in order to design audit procedures that are appropriate in the circumstances, but not for the purpose of expressing an opinion on the effectiveness of the Group's internal control.
- Evaluate the appropriateness of accounting policies used and the reasonableness of accounting estimates and related disclosures made by management.
- Conclude on the appropriateness of management's use of the going concern basis of accounting and, based on the audit evidence obtained, whether a material uncertainty exists related to events or conditions that may cast significant doubt on the Group's ability to continue as a going concern. If we conclude that a material uncertainty exists, we are required to draw attention in our auditor's report to the related disclosures in the consolidated financial statements or, if such disclosures are inadequate, to modify our opinion. Our conclusions are based on the audit evidence obtained up to the date of our auditor's report. However, future events or conditions may cause the Group to cease to continue as a going concern.
- Evaluate the overall presentation, structure and content of the consolidated financial statements, including the disclosures, and whether the consolidated financial statements represent the underlying transactions and events in a manner that achieves fair presentation.
- Obtain sufficient appropriate audit evidence regarding the financial information of the entities or business activities within the Group to express an opinion on the consolidated financial statements. We are responsible for the direction, supervision and performance of the group audit. We remain solely responsible for our audit opinion.

We communicate with those charged with governance regarding, among other matters, the planned scope and timing of the audit and significant audit findings, including any significant deficiencies in internal control that we identify during our audit.



20 December 2018  
Port of Spain,  
Trinidad, West Indies

# First Citizens Holdings Limited And Its Subsidiaries


## Consolidated Statement of Financial Position


(Expressed in Trinidad and Tobago dollars)

	Notes	2018 \$'000	2017 \$'000
<b>Assets</b>			
Cash and due from other banks	6	4,816,122	3,718,987
Statutory deposits with Central Banks	7	4,243,111	3,387,702
Investment Securities			
- Hold to collect and sell	8(a)	10,524,104	12,466,933
- Fair value through profit or loss	8(b)	13,852	655
- Hold to collect	9	4,590,400	3,222,099
Loans and receivables less allowances for losses:			
- Loans to customers	10	16,014,956	14,434,583
- Loan notes	11	273,943	342,428
Other assets	12	505,670	339,874
Investment accounted for using equity methods	13	185,256	179,761
Tax recoverable		67,330	70,053
Property, plant and equipment	14	603,083	590,520
Intangible assets	15	219,871	212,356
<b>Total assets</b>		<b>42,057,698</b>	<b>38,965,951</b>
<b>Liabilities</b>			
Customers' deposits	16	25,499,591	23,976,412
Other funding instruments	17	4,386,739	4,331,104
Due to other banks	18	1,512,249	1,504,340
Creditors and accrued expenses	19	748,639	542,908
Taxation payable		132,869	72,888
Retirement benefit liability	20	24,733	68,591
Bonds payable	21	2,865,766	1,400,000
Deferred income tax liability	22	194,261	252,429
<b>Total liabilities</b>		<b>35,364,847</b>	<b>32,148,672</b>
Share capital	23	23,205	23,205
Capital contributions	24	46,317	38,255
Statutory reserves	25	586,780	586,780
Retained earnings	26	1,288,398	1,239,784
Other reserves	27	2,340,991	2,478,016
<b>Shareholders' equity</b>		<b>4,285,691</b>	<b>4,366,040</b>
<b>Non-controlling interest</b>	28	<b>2,407,160</b>	<b>2,451,239</b>
<b>Total shareholders' equity</b>		<b>6,692,851</b>	<b>6,817,279</b>
<b>Total liabilities &amp; shareholders' equity</b>		<b>42,057,698</b>	<b>38,965,951</b>

The notes on pages 11 to 109 are an integral part of these consolidated financial statements.

On 17 December 2018, the Board of Directors of First Citizens Holdings Limited authorised these consolidated financial statements for issue.

 Director

 Director

# First Citizens Holdings Limited And Its Subsidiaries

## Consolidated Income Statement

(Expressed in Trinidad and Tobago dollars)

	Notes	Year ended 30 September	
		2018 \$'000	2017 \$'000
Interest income	29	1,884,550	1,687,068
Interest expense	30	<u>(328,125)</u>	<u>(271,849)</u>
<b>Net interest income</b>		1,556,425	1,415,219
Fees and commissions	31	404,921	390,079
Gains from investment securities		77,794	19,957
Other Income	32	<u>175,168</u>	<u>158,188</u>
<b>Total net income</b>		2,214,308	1,983,443
Credit impairment losses on loans	10	(73,013)	(44,824)
Credit impairment losses on other financial assets	33	(105,011)	(30,873)
Administrative expenses	34	(609,708)	(660,323)
Other operating expenses	35	<u>(438,637)</u>	<u>(397,177)</u>
<b>Operating profit</b>		987,939	850,246
Share of profit in associate	13(b)	13,919	18,376
Share of profit in joint ventures	13(a)	<u>4,319</u>	<u>3,221</u>
<b>Profit before taxation</b>		1,006,177	871,843
Taxation	36	<u>(336,346)</u>	<u>(234,450)</u>
<b>Profit for the year</b>		<u>669,831</u>	<u>637,393</u>
<b>Profit attributable to:</b>			
- Owners of the parent		446,978	425,333
- Non-controlling interests		<u>222,853</u>	<u>212,060</u>
<b>Profit for the year</b>		<u>669,831</u>	<u>637,393</u>

The notes on pages 11 to 109 are an integral part of these consolidated financial statements.

# First Citizens Holdings Limited And Its Subsidiaries

## Consolidated Statement of Comprehensive Income

(Expressed in Trinidad and Tobago dollars)

	Year ended 30 September	
	2018 \$'000	2017 \$'000
Profit for the year	<u>669,831</u>	<u>637,393</u>
<b>Other comprehensive income</b>		
<b>Items that will not be reclassified to profit or loss</b>		
Re-measurement of defined benefit obligation	2,567	(17,163)
Net gains on investments in equity instruments designated at FVOCI	10,887	--
Revaluation of property, plant and equipment, net of tax	<u>3,061</u>	<u>9</u>
	16,515	(17,154)
<b>Items that may be reclassified to profit or loss</b>		
Amortisation of loss on hold to collect assets, net of tax	(1,189)	(4,841)
Exchange difference on translation	(2,201)	667
Net loss on financial assets measured at FVOCI	(102,220)	(2,596)
Reclassified to profit or loss on disposal	<u>(77,794)</u>	<u>(19,956)</u>
	(183,404)	(26,726)
<b>Total other comprehensive (loss) for the year</b>	<u>(166,889)</u>	<u>(43,880)</u>
<b>Total comprehensive income for the year</b>	<u><u>502,942</u></u>	<u><u>593,513</u></u>
Attributable to:		
- Owners of the parent	335,613	396,053
- Non-controlling Interests	<u>167,329</u>	<u>197,460</u>
<b>Total comprehensive income for the year</b>	<u><u>502,942</u></u>	<u><u>593,513</u></u>

The notes on pages 11 to 109 are an integral part of these consolidated financial statements.



# First Citizens Holdings Limited And Its Subsidiaries

## Consolidated Statement of Changes in Equity

(Expressed in Trinidad and Tobago dollars)

	Share capita li \$'000	Capital contri buti on	Statutor y reserve \$'000	Fair value reserve \$'000	Re- measurement of defined benefits \$'000	Revaluation surplus \$'000	Other reserve \$'000	Retained earnings \$'000	Total Shareholder s equity \$'000	Minority Interest \$'000	Total equity \$'000
<b>Balance as at 1 October 2017</b>	23,205	38,255	586,780	2,242,288	74,872	107,634	53,222	1,239,784	4,366,040	2,451,239	6,817,279
Change on initial application of IFRS9	--	--	--	(25,660)	--	--	--	(97,357)	(123,017)	(61,333)	(184,350)
Restated balance as at 1 October 2017	23,205	38,255	586,780	2,216,628	74,872	107,634	53,222	1,142,427	4,243,023	2,389,906	6,632,929
Profit for the year	--	--	--	--	--	--	--	446,978	446,978	222,853	669,831
Other comprehensive income/for the year	--	--	--	(113,652)	1,713	2,043	(1,469)	--	(111,365)	(55,524)	(166,889)
<b>Total other comprehensive income</b>	23,205	38,255	586,780	(113,652)	1,713	2,043	(1,469)	446,978	335,613	167,329	502,942
<b>Transactions with owner</b>											
Capital contribution	--	8,062	--	--	--	--	--	--	8,062	--	8,062
Dividend paid	--	--	--	--	--	--	--	(301,007)	(301,007)	(150,075)	(451,082)
<b>Balance at 30 September 2018</b>	23,205	46,317	586,780	2,102,976	76,585	109,677	51,753	1,288,398	4,285,691	2,407,160	6,692,851

The notes on pages 11 to 109 are an integral part of these consolidated financial statements.

# First Citizens Holdings Limited And Its Subsidiaries

## Consolidated Statement of Changes in Equity (continued)

(Expressed in Trinidad and Tobago dollars)

	Share capital \$'000	Capital contribution	Statutory reserve \$'000	Fair value reserve \$'000	Re-measurement of defined benefits \$'000	Revaluation surplus \$'000	Other reserve \$'000	Retained earnings \$'000	Total Shareholders equity \$'000	Minority Interest \$'000	Total equity \$'000
Balance as at 1 October 2016	23,205	29,594	523,015	1,560,992	99,836	122,839	60,858	2,632,162	5,052,501	1,687,261	6,739,762
Profit for the year	--	--	--	--	--	--	--	425,333	425,333	212,060	637,393
Other comprehensive income/for the year	--	--	--	(18,279)	(11,453)	7	445	--	(29,280)	(14,600)	(43,880)
Total other comprehensive income	--	--	--	(18,279)	(11,453)	7	445	425,333	396,053	197,460	593,513
Transactions with owner	--	--	(70,787)	699,575	(13,511)	(15,212)	(8,081)	(431,362)	160,622	679,523	840,145
Shares sold to minority	--	--	134,552	--	--	--	--	(134,552)	--	--	--
Transfer to statutory reserve	--	8,661	--	--	--	--	--	--	8,661	--	8,661
Capital contribution	--	--	--	--	--	--	--	(1,251,797)	(1,251,797)	(113,005)	(1,364,802)
Dividend Paid	--	--	--	--	--	--	--	--	--	--	--
Balance at 30 September 2017	23,205	38,255	586,780	2,242,288	74,872	107,634	53,222	1,239,784	4,366,040	2,451,239	6,817,279

The notes on pages 11 to 109 are an integral part of these consolidated financial statements.

# First Citizens Holdings Limited And Its Subsidiaries

## Consolidated Statement of Cash Flows

(Expressed in Trinidad and Tobago dollars)

	Notes	Year ended 30 September	
		2018 \$'000	2017 \$'000
Profit before taxation		1,006,177	871,843
<b>Adjustments to reconcile profit to net cash provided by operating activities:</b>			
Share of profit in associate		(13,919)	(18,376)
Share of profit in joint ventures		(4,319)	(3,221)
Interest income		(1,884,549)	(1,687,069)
Interest received		1,860,604	1,699,963
Interest expense		328,125	271,849
Interest paid		(308,017)	(275,973)
Depreciation and amortisation	14	47,942	54,726
Loss on disposal of property, plant and equipment		372	459
Gain on sale of available-for-sale financial assets		(77,794)	(19,956)
Amortisation of premium on investment securities		(6,818)	18,650
Amortisation of bond issue cost		1,224	660
Amortisation of intangible asset	15	23,966	23,745
Impairment of goodwill	15	-	17,949
Impairment loss on other financial assets		105,015	12,924
Net pension expense	20	4,634	54,816
Net movement in allowance for loan loss		59,628	(35,143)
<b>Cash flows from operating activities before changes in operating assets and liabilities</b>		1,142,271	987,846
Net change in loans to customers		(1,519,684)	(1,067,159)
Net change in customers' deposits		1,523,179	(1,042,216)
Net change in other funding instruments		55,634	(158,469)
Net change in other assets		(139,002)	7,862
Net change in statutory deposits with Central Bank		(855,410)	583,764
Dividends received		404	409
Net change in creditors and accrued expenses		182,775	90,422
Pension contributions paid	20	(32,213)	(27,876)
Taxes paid		(280,712)	(223,820)
<b>Net cash flows generated from / (used in) operating activities</b>		77,242	(849,237)

# First Citizens Holdings Limited And Its Subsidiaries

## Consolidated Statement of Cash Flow (continued)

(Expressed in Trinidad and Tobago dollars)

	Notes	Year ended 30 September	
		2018 \$'000	2017 \$'000
<b>Cash flows from investing activities</b>			
Purchase of Investments			
- Hold to collect and sell	8(a)	(10,199,821)	(9,844,080)
- Hold to collect	9	(1,084,925)	(37,994)
- Fair value through profit or loss	8(b)	(13,462)	(591)
Proceeds from sale of investments			
- Hold to collect and sell	8(a)	10,339,451	8,886,080
- Fair value through profit or loss	8(b)	618	239,960
Proceeds from maturity/redemption of Hold to collect	9	977,584	113,065
Repayment on loan notes receivable		73,700	73,699
Net change in short-term investments		24,389	867,853
Proceeds from disposal of property, plant and equipment		3,566	985
Purchase of intangible assets	15	(32,744)	(9,984)
Purchase of property, plant and equipment and intangibles	14	(59,007)	(106,615)
<b>Net cash flows from investing activities</b>		<u>29,349</u>	<u>182,379</u>
<b>Cash flows from financing activities</b>			
Net change in debt securities		1,460,552	(5,214)
Disposal of shares		-	840,145
Capital contribution		8,062	8,661
Ordinary dividend paid		(449,130)	(1,362,850)
Preference dividend paid		(1,952)	(1,952)
<b>Net cash flows from financing activities</b>		<u>1,017,532</u>	<u>(521,210)</u>
Effect of exchange rate changes		(10,508)	(12,100)
<b>Net increase/(decrease) in cash and cash equivalents</b>		<u>1,113,615</u>	<u>(1,200,169)</u>
<b>Cash and cash equivalents at beginning of period</b>		<u>1,727,441</u>	<u>2,927,610</u>
<b>Cash and cash equivalents at end of period</b>	6	<u><u>2,841,056</u></u>	<u><u>1,727,441</u></u>

The notes on pages 11 to 109 are an integral part of these consolidated financial statements.

# First Citizens Holdings Limited and its Subsidiaries

## Notes to the Consolidated Financial Statements

30 September 2018

(Expressed in Trinidad and Tobago dollars)

### 1 General information

First Citizens Holdings Limited (the Company) was incorporated in Trinidad and Tobago in May 1994 and is wholly owned by the Government of Trinidad and Tobago. The Company is the ultimate parent of the First Citizens Group. The Company acquired 96% of the share capital of First Citizens Bank Limited (the "Bank") as part of the restructuring of the Workers Bank (1989) Limited, National Commercial Bank of Trinidad and Tobago Limited and Trinidad Co-operative Bank Limited in September 1993. In 2013, the Company disposed of 20.0% of its ordinary share holdings interest and a further 13% was sold in May 2017 reducing its continuing interest to 64.4%.

The Company's principal activity is investment holding. The First Citizens Group provides retail, commercial and corporate banking as well as investment banking services. The Group operates primarily Trinidad and Tobago, Barbados and the Eastern Caribbean region.

Effective September 1 2018, the Bank sold First Citizens Portfolio and Investments Managements Services Limited (FCPIMSL) formerly First Citizens Securities Trading to First Citizens Investments Services Limited (FCIS).

The Group currently comprises the following entities:

Entity	Nature of operations	Country of incorporation	Ownership interest
First Citizens Bank Limited	Banking, including the provision of mortgages for residential and commercial properties	Trinidad & Tobago	64.4%
First Citizens Asset Management Limited	The Company acts as custodian for the First Citizens Group and provides bond paying agent services.	Trinidad & Tobago	100%
First Citizens Bank (Barbados) Limited	Banking, including the provision of mortgages for residential and commercial properties	Barbados	100%
First Citizens Costa Rica SA	Service related transactions	Costa Rica	100%
First Citizens Financial Services (St. Lucia) Limited	Selected banking and financial service operations	St. Lucia	100%
First Citizens Investment Services Limited and its subsidiaries	Investment & asset management services and repo business	Trinidad & Tobago	100%
First Citizens (St. Lucia) Limited	Selected banking and financial service operations	St. Lucia	100%
First Citizens Trustee Services Limited	Provision of trustee, administration and bond paying agency services	Trinidad & Tobago	100%

The Group also has investments in the following entities:

Infolink Services Limited	Provision of automated banking reciprocity services	Trinidad & Tobago	25%
Trinidad and Tobago Interbank Payment System Limited	Automated clearing house	Trinidad & Tobago	14%
St. Lucia Electricity Services Limited	Provision of electrical power to consumers	St. Lucia	19%

# First Citizens Holdings Limited And Its Subsidiaries

## Notes to the Consolidated Financial Statements (continued)

30 September 2018

(Expressed in Trinidad and Tobago dollars)

---

### 2 Summary of significant accounting policies

The principal accounting policies applied in the preparation of these consolidated financial statements are set out below. These policies have been consistently applied to all the years presented, unless otherwise stated.

#### a. Basis of preparation

These consolidated financial statements have been prepared in accordance with International Financial Reporting Standards (IFRS) and IFRS Interpretation Committee (IFRS IC) applicable to companies reporting under IFRS. These financial statements comply with IFRS as issued by the International Accounting Standards Board (IASB). The consolidated financial statements are prepared under the historical cost convention as modified by the revaluation of freehold premises, hold to collect and sell financial assets and financial assets classified at fair value through profit or loss (FVTPL) and liabilities.

The preparation of financial statements in conformity with IFRS requires the use of certain critical accounting estimates. It also requires management to exercise its judgment in the process of applying the Group's accounting policies. The areas involving a higher degree of judgment or complexity or areas where assumptions and estimates are significant to the consolidated financial statements are disclosed in Note 4.

#### (i) Standards, amendment and interpretations which are effective and have been adopted by the Group in the accounting period:

- IAS 7 - Disclosure Initiative (Amendments effective 1 January 2017.) Amends IAS 7 Statement of Cash Flows to clarify that entities shall provide disclosures that enable users of financial statements to evaluate changes in liabilities arising from financing activities.
- IAS 12 Income taxes (Amendment effective 1 January 2017). Recognition of Deferred Tax Assets for Unrealised Losses – This amendment is to clarify the following aspects:
  - Unrealised losses on debt instruments measured at fair value and measured at cost for tax purposes give rise to a deductible temporary difference regardless of whether the debt instrument's holder expects to recover the carrying amount of the debt instrument by sale or use.
  - The carrying amount of the asset does not limit the estimation of probable future taxable profits.
  - Estimates for future taxable profits exclude tax deductions resulting from the reversal of deductible temporary differences.
  - An entity assesses a deferred tax assets in combination with other deferred assets. Where tax law restricts the utilisation of tax losses, an entity would assess a deferred tax assets in combination with other deferred tax assets of the same type.
- IFRS 9, 'Financial instruments part 1: Classification and measurement' (effective 1 January 2018). IFRS 9 was issued in November 2009 and October 2010. It replaces the parts of IAS 39 that relate to the classification and measurement of financial instruments. The completed standard was issued in July 2014, with an effective date of 1 January 2018. IFRS 9 requires financial assets to be classified into three measurement categories: those measured as at fair value and those measured at amortised cost and those held for trading. The determination is made at initial recognition. The classification depends on the entity's business model for managing its financial instruments and the contractual cash flow characteristics of the instrument. For financial liabilities, the standard retains most of the IAS 39 requirements. The main change is that, in cases where the fair value option is taken for financial liabilities, the part of a fair value change due to an entity's own credit risk is recorded in other comprehensive income rather than the income statement, unless this creates an accounting mismatch. The additional amendments in July 2014 introduced a new expected loss impairment model and limited changes to the classification and measurement requirements for financial assets. This amendment completes the IASB's financial instruments project and the Standard. (Ref. Note 2.1)

# First Citizens Holdings Limited And Its Subsidiaries

## Notes to the Consolidated Financial Statements (continued)

30 September 2018

(Expressed in Trinidad and Tobago dollars)

---

### 2 Summary of significant accounting policies (continued)

#### a. Basis of preparation (continued)

- (ii) *Standards, amendments and interpretations to existing standards that are not yet effective and have not been early adopted by the Group:*

The following standards, amendments and interpretations to existing standards are not yet effective for accounting periods beginning on or after 1 January 2017 and have not been early adopted by the Group:

- IFRS 15 Revenue from Contracts with Customers (effective 1 January 2018). This standard provides a single, principles based five-step model to be applied to all contracts with customers. The five steps in the model are as follows:
  - Identify the contract with the customer
  - Identify the performance obligations in the contract
  - Determine the transaction price
  - Allocate the transaction price to the performance obligations in the contracts
  - Recognise revenue when (or as) the entity satisfies a performance obligation.
- IFRS 16 Leases (effective 1 January 2019). This standard specifies how an IFRS reporter will recognise, present and disclose leases. The standard provides a single lessee accounting model, requiring lessees to recognise assets and liabilities for all leases unless the lease term is 12 months or less or the underlying assets has a low value. Lessors continue to classify leases as operating or finance.
- IFRS 2 - Classification and Measurement of Share-based Payment Transactions (Amendments effective 1 January 2018). This amendments is to clarify the standard in relation to the accounting for cash-settled share-based payment transactions that include a performance condition, the classification of share-based payment transactions with net settlement features, and the accounting for modifications of share-based payment transactions from cash-settled to equity-settled.
- IFRIC 22 - Foreign currency transactions and advances consideration (Effective 1 January 2018). This IFRIC addresses foreign currency transactions or part of transactions where there is consideration that is denominated or priced in a foreign currency. The interpretation provide guidance for when a single payment/receipt is made as well as for situations where multiple payments/receipts are made. The guidance aims to reduce diversity in practice.
- IFRIC 23 – Uncertainty over Income Tax Treatments (Effective 1 January 2018). The interpretation addresses the determination of taxable profit (tax loss), tax bases, unused tax losses, unused tax credits and tax rates, when there is uncertainty over income tax treatments under IAS 12. It specifically considers:
  - Whether tax treatments should be considered collectively
  - Assumptions for taxation authorities' examinations
  - The determination of taxable profit (tax loss), tax bases, unused tax losses, unused tax credits and tax rates
  - The effect of changes in facts and circumstances

The Group is in the process of assessing the impact of the new and revised standards not yet effective on the Financial Statements, we do not anticipate any material impact.

# First Citizens Holdings Limited And Its Subsidiaries

## Notes to the Consolidated Financial Statements (continued)

30 September 2018

(Expressed in Trinidad and Tobago dollars)

---

### 2 Summary of significant accounting policies (continued)

#### b. Consolidation

##### (i) Principles of consolidation

The consolidated financial statements include the accounts of the Bank and its wholly owned subsidiaries as outlined in Note 1. The financial statements of the consolidated subsidiaries used to prepare the consolidated financial statements were prepared as of the parent company's reporting date. The consolidation principles are unchanged as against the previous years'.

Inter-company transactions, balances and unrealised gains on transactions between Group companies are eliminated on consolidation. Unrealised losses are also eliminated unless the transaction provides evidence of impairment of the asset transferred. The accounting policies of subsidiaries have been changed where necessary to ensure consistency with the policies adopted by the Group.

##### (ii) Investment in subsidiaries

Subsidiaries are all entities, (including structured entities) over which the Group has control. The Group controls an entity when the Group is exposed to, or has rights to, variable returns from its involvement with the entity and has the ability to affect those returns through its power over the entity. Subsidiaries are fully consolidated from the date on which control is transferred to the Group. They are deconsolidated from the date that control ceases.

The Group applies the acquisition method to account for business combinations. The consideration transferred for the acquisition of a subsidiary is the fair values of the assets transferred, the liabilities incurred to the former owners of the acquiree and the equity interests issued by the Group. The consideration transferred includes the fair value of any asset or liability resulting from a contingent consideration arrangement. Identifiable assets acquired and liabilities and contingent liabilities assumed in a business combination are measured initially at their fair values at the acquisition date. The Group recognises any non-controlling interest in the acquiree on an acquisition-by-acquisition basis, either at fair value or at the non-controlling interest's proportionate share of the recognised amounts of the acquiree's identifiable net assets.

##### (iii) Business combinations and goodwill

Acquisition-related costs are expensed as incurred.

If the business combination is achieved in stages, the acquisition date carrying value of the acquirer's previously held equity interest in the acquiree is re-measured to fair value at the acquisition date; any gains or losses arising from such re-measurement are recognised in profit or loss.

Any contingent consideration in relation to financial instruments to be transferred by the Group is recognised at fair value at the acquisition date. Subsequent changes to the fair value of the contingent consideration that is deemed to be an asset or liability is recognised in accordance with IAS 39 either in profit or loss or as a change to other comprehensive income. Contingent consideration that is classified as equity is not re-measured, and its subsequent settlement is accounted for within equity.

The excess of the consideration transferred, the amount of any non-controlling interest in the acquiree and the acquisition-date fair value of any previous equity interest in the acquiree over the fair value of the identifiable net assets acquired is recorded as goodwill. If the total of consideration transferred, non-controlling interest recognised and previously held interest measured is less than the fair value of the net assets of the subsidiary acquired in the case of a bargain purchase, the difference is recognised directly in the consolidated income statement.



# First Citizens Holdings Limited And Its Subsidiaries

## Notes to the Consolidated Financial Statements (continued)

30 September 2018

(Expressed in Trinidad and Tobago dollars)

---

### 2 Summary of significant accounting policies (continued)

#### b. Consolidation (continued)

##### (iv) Transactions and non-controlling interests

Transactions with non-controlling interests that do not result in loss of control are accounted for as equity transactions – that is, as transactions with the owners in their capacity as owners. The difference between fair value of any consideration paid and the relevant share acquired of the carrying value of net assets of the subsidiary is recorded in equity. Gains or losses on disposals to non-controlling interests are also recorded in equity.

##### (v) Investment in joint ventures

The Group has applied IFRS 11 to all joint arrangements as of 1 October 2012. Under IFRS 11 investments in joint arrangements are classified as either joint operations or joint ventures depending on the contractual rights and obligations each investor. The Group has assessed the nature of its joint arrangements and determined them to be joint ventures. Joint ventures are accounted for using the equity method.

Under the equity method of accounting, interests in joint ventures are initially recognised at cost and adjusted thereafter to recognise the Group's share of the post-acquisition profits or losses and movements in other comprehensive income. When the Group's share of losses in a joint venture equals or exceeds its interests in the joint ventures (which includes any long-term interests that, in substance, form part of the Group's net investment in the joint ventures), the Group does not recognise further losses, unless it has incurred obligations or made payments on behalf of the joint ventures.

##### (vi) Investment in associates

Associates are all entities over which the Group has significant influence but not control, generally accompanying a shareholding of between 20% and 50% of the voting rights. Investments in associates are initially recognised at cost and adjusted thereafter to recognise the Group's share of the post-acquisition profits or losses and movements in other comprehensive income. The Group's investment in associates includes goodwill identified on acquisition.

If the ownership interest in an associate is reduced but significant influence is retained, only a proportionate share of the amounts previously recognised in other comprehensive income is reclassified to profit or loss where appropriate.

The Group's share of post-acquisition profit or loss is recognised in the income statement, and its share of post-acquisition movements in other comprehensive income is recognised in other comprehensive income with a corresponding adjustment to the carrying amount of the investment. When the Group's share of losses in an associate equals or exceeds its interest in the associate, the Group does not recognise further losses, unless it has incurred legal or constructive obligations or made payments on behalf of the associate.

The Group determines at each reporting date whether there is any objective evidence that the investment in the associate is impaired. If this is the case, the Group calculates the amount of impairment as the difference between the recoverable amount of the associate and its carrying value and recognises the amount adjacent to 'share of profit/ (loss) of associates' in the consolidated income statement.

Profits and losses resulting from upstream and downstream transactions between the Group and its associate are recognised in the Group's financial statements only to the extent of unrelated investor's interests in the associates. Unrealised losses are eliminated unless the transaction provides evidence of an impairment of the asset transferred. Accounting policies of associates have been changed where necessary to ensure consistency with the policies adopted by the Group.

# First Citizens Holdings Limited And Its Subsidiaries

## Notes to the Consolidated Financial Statements (continued)

30 September 2018

(Expressed in Trinidad and Tobago dollars)

---

### 2 Summary of significant accounting policies (continued)

#### c. Foreign currency translation

##### (i) Functional and presentation currency

Items included in the financial statements of each of the Group's entities are measured using the currency of the primary economic environment in which the entity operates (the functional currency). The consolidated financial statements are presented in Trinidad and Tobago dollars, which is the Group's presentation currency. The exchange rate between the TT dollar and the US dollar as at the date of these statements was TT\$6.6926 = US\$1.00 (2017 - TT\$6.6926 = US\$1.00), which represent the Group's mid rate. The exchange rate between the TT dollar and the Barbados dollar as at the date of these statements was TT\$3.4102 = BB\$1 (2017 - TT\$3.4102 = BB\$1.00), which represent the Group's mid rate.

##### (ii) Transactions and balances

Foreign currency transactions are translated into the functional currency at the exchange rates prevailing at the dates of the transactions. Foreign exchange gains and losses resulting from the settlement of such transactions and from the translation at year end exchange rates of monetary assets and liabilities denominated in foreign currencies are recognised in the consolidated income statement.

Changes in the fair value of monetary securities denominated in foreign currency classified as hold to collect and sell are analysed between translation differences resulting from changes in the amortised cost of the security and other changes in the carrying amount of the security. Translation differences related to changes in the amortised cost are recognised in profit or loss and other changes in carrying amount are recognised in other comprehensive income. Translation differences on non-monetary items such as equities classified as hold to collect and sell financial assets are included in other comprehensive income.

##### (iii) Group companies

The results and financial position of all the Group entities (none of which has the currency of a hyper-inflationary economy) that have a functional currency different from the presentation currency are translated into the presentation currency as follows:

- (a) assets and liabilities for each balance sheet presented are translated at the closing rate at the date of that balance sheet;
- (b) income and expenses for each income statement are translated at average cover exchange rates for the financial year, and
- (c) all resulting exchange differences are recognised in other comprehensive income.

Goodwill and fair value adjustments arising on the acquisition of a foreign entity are treated as assets and liabilities of the foreign entity and translated at the closing rate. Exchange differences arising are recognised in other comprehensive income.

#### d. Derivative financial instruments

Derivative financial instruments including swaps are initially recognised at fair value on the date a derivative contract is entered into and are subsequently re-measured at their fair value. The method of recognising the resulting gain or loss depends on whether the derivative is designated as a hedging instrument, and if so, the nature of the item being hedged. Fair values are obtained from quoted market prices, discounted cash flow models and options pricing models as appropriate. All derivatives are carried as assets when their fair value is positive and as liabilities when negative.

# First Citizens Holdings Limited And Its Subsidiaries

## Notes to the Consolidated Financial Statements (continued)

30 September 2018

(Expressed in Trinidad and Tobago dollars)

---

### 2 Summary of significant accounting policies (continued)

#### e. Financial assets and financial liabilities

Under IFRS 9 (policy applicable 1 October 2017)

##### (i) Financial assets

The Group has early adopted IFRS 9 and classifies its financial assets based on the following business models:

- Hold for trading
- Hold to collect and sell or
- Hold to collect

Based on these factors, the Group classifies its assets into one of the following three measurement categories:

##### - Amortised cost:

Assets that are held for collection of contractual cash flows where those cash flows represent solely payments of principal and interest (SPPI), and that are not designated at FVPL are measured at amortised cost. The carrying amount of these assets is adjusted by any expected credit loss allowance recognised and measured as described in note 3.a.v. Interest income from these financial assets is included in "Interest income" using the effective interest rate method.

##### - Fair value through other comprehensive income (FVOCI):

Financial assets that are held for collection of contractual cash flows and for selling the assets, where the assets cash flows represents solely payments of principal and interest, and that are not designated at FVPL, are measured at fair value through other comprehensive income (FVOCI). Movements in the carrying amount are taken through OCI, except for the recognition of impairment gains or losses, interest revenue and foreign exchange gains and losses on the instrument's amortised cost which are recognised in profit or loss. When the financial asset is derecognised, the cumulative gain or loss previously recognised in OCI is reclassified from equity to profit and loss and recognized in "Net Investment Income". The interest income from these financial assets is included in "interest Income" using the effective interest rate method.

##### - Fair value through profit or loss

Assets that do not meet the criteria for amortised cost or FVOCI are measured at fair value through profit or loss. A gain or loss on a debt investment that is subsequently measured at fair value through profit or loss and is not part of a hedging relationship is recognised in profit or loss and presented in the "income statement within "Gains from investments securities" in the period in which it arises, unless it arises from debt instruments that were classified at fair value or which are not held for trading, in which case they are presented in Investment Interest Income. Interest income from these financial assets is included in "Interest income" using the effective interest rate method.

##### a) Debt Instruments

Debt instruments are those instruments that meet the definition of a financial liability from the issuer's perspective, such as loans, government and corporate bonds.

Classification and subsequent measurement of debt instruments depend on:

- (i) the Group's business model for managing the asset; and
- (ii) the cash flow characteristics of the asset.

# First Citizens Holdings Limited And Its Subsidiaries

## Notes to the Consolidated Financial Statements (continued)

30 September 2018

(Expressed in Trinidad and Tobago dollars)

### 2 Summary of significant accounting policies (continued)

#### e. Financial assets and financial liabilities (continued)

##### (i) Financial assets (continued)

##### a) Debt Instruments(continued)

###### Group's Business model

The business model reflects how the Group manages the assets in order to generate cash flows. An assessment is made at a portfolio level and includes an analysis of factors such as:

- The stated objective and policies of the portfolio and the operation of those in practice. More specifically whether the Group's objective is solely to collect the contractual cash flows from the assets or it to collect both the contractual cash flows and cash flows arising from the sale of the assets.
- Past experience on how the cash flows for these assets were collected.
- Determination of performance targets for the portfolio, how evaluated and reported to key management personnel.
- Managements identification of and response to various risks, which includes but not limited to, liquidity risk, market risk, credit risk, interest rate risk.
- Management considers, in classifying its assets, the level of historical sales and forecasted liquidity requirements.

Arising out of the assessment the portfolios were deemed to have the business models identified as follows:

Hold to Collect	Hold to Collect & Sell	Hold for Trading
Corporate and Commercial Loans	OMO	Actively Traded (Capital Gains) Portfolio
Retail Loans	Treasury Notes	Floating NAV Funds*
Credit Cards	Bonds Issued by or guaranteed by Government of Trinidad & Tobago	Fixed NAV Funds** - cash & cash equivalents
Bonds Issued by or guaranteed by Government of Trinidad & Tobago (GOTT)	Eurobonds	
Non-Eurobonds maturing in greater than 3 years at recognition	Treasury Bills	
Loans & receivables	Canadian Treasury Bills	
Securities sold under repurchase agreements to clients and brokers	Non-Eurobonds maturing in less than 3 years	
Long Term Borrowings from brokers in the form of Total Return Swaps	Cash	
Medium Term Notes		

# First Citizens Holdings Limited And Its Subsidiaries

## Notes to the Consolidated Financial Statements (continued)

30 September 2018

(Expressed in Trinidad and Tobago dollars)

---

### 2 Summary of significant accounting policies (continued)

#### e. Financial assets and financial liabilities (continued)

##### (i) Financial assets (continued)

##### a) Debt Instruments(continued)

###### *Solely payments of principal and interest (SPPI)*

Where the business model is to hold assets to collect contractual cash flows or to collect contractual cash flows and sell, the Group assesses whether flows represent solely payment of principal and interest (SPPI test). In making this assessment, the Group considers whether the contractual cash flows are consistent with a basic lending arrangement i.e. interest includes only consideration for the time value of money, credit risk, other basic lending risks and a profit margin that is consistent with a basic lending arrangement. Where the contractual terms introduce exposure to risk or volatility that are inconsistent with a basic lending arrangement, the related financial asset is classified and measured at fair value through profit or loss.

Financial assets with embedded derivatives are considered in their entirety when determining whether their cash flows are solely payment of principal and interest.

The Group reclassifies debt investments when and only when its business model for managing those assets changes. The reclassification takes place from the start of the first reporting period following the change. Such changes are expected to be very infrequent and none occurred during the period.

##### b) Equity instruments

Equity instruments are instruments that meet the definition of equity from the issuer's perspective; that is, instruments that do not contain a contractual obligation to pay and that evidence a residual interest in the issuer's net assets. Examples of equity instruments include shareholdings with Visa and Caricris.

The Group subsequently measures all equity investments at fair value through profit or loss, except where the Group's management has elected, at initial recognition, to irrevocably designate an equity investment at fair value through other comprehensive income. These financial assets are presented within investment securities held to collect and sell. The Group's policy is to designate equity investments as FVOCI when those investments are held for purposes other than to generate investment returns. When this election is used, fair value gains and losses are recognised in OCI and are not subsequently reclassified to profit or loss, including on disposal. Impairment losses (and reversal of impairment losses) are not reported separately from other changes in fair value. Dividends, when representing a return on such investments, continue to be recognized in profit or loss as other income when the Group's right to receive payments is established.

Gain and losses on equity investments classified as FVPL are included in the consolidated income statement.

# First Citizens Holdings Limited And Its Subsidiaries

## Notes to the Consolidated Financial Statements (continued)

30 September 2018

(Expressed in Trinidad and Tobago dollars)

---

### 2 Summary of significant accounting policies (continued)

#### e. Financial assets and financial liabilities (continued)

##### (i) Financial assets (continued)

##### c) Impairment

The Group assesses on a forward-looking basis the expected credit losses (ECL) associated with its assets carried at amortised cost and FVOCI and with the exposure arising from loan commitments and financial guarantee contracts. The Group recognises a loss allowance for such losses at each reporting date. The measurement of ECL reflects:

- An unbiased and probability-weighted amount that is determined by evaluating a range of possible outcomes;
- The time value of money; and
- Reasonable and supportable information that is available without undue cost or effort at the reporting date about past events, current conditions and forecasts of future economic conditions.
- Note 3.a.v provides more detail of how the expected credit loss allowance is measured.

##### (i) Modification of loans

The Group sometimes renegotiates or otherwise modifies the contractual cash flows of loans to customers. When this happens, the Group assesses whether or not the new terms are substantially different to the original terms. The Group does this by considering, among others, the following factors:

- If the borrower is in financial difficulty, whether the modification merely reduces the contractual cash flows to amounts the borrower is expected to be able to pay.
- Significant extension of the loan term when the borrower is not in financial difficulty.
- Significant change in the interest rate.
- Insertion of collateral, other security or credit enhancements that significantly affect the credit risk associated with the loan.

If the terms are substantially different, the Group derecognises the original financial asset and recognizes a 'new' asset at fair value and recalculates a new effective interest rate for the asset. The date of renegotiation is consequently considered to be the date of initial recognition for impairment calculation purposes, including for the purpose of determining whether a significant increase in credit risk has occurred. However, the Group also assesses whether the new financial asset recognized is deemed to be credit-impaired at initial recognition, especially in circumstances where the renegotiation was driven by the borrower being unable to make the originally agreed payments. Differences in the carrying amount are also recognized in profit or loss as a gain or loss on derecognition.

If the terms are not substantially different, the renegotiation or modification does not result in derecognition, and the Group recalculates the gross carrying amount based on the revised cash flows of the financial asset and recognises a modification gain or loss in profit or loss. The new gross carrying amount is recalculated by discounting the modified cash flows at the original effective interest rate (or credit-adjusted effective interest rate for purchased or originated credit-impaired financial assets).

The impact of modifications of financial assets on the expected credit loss calculation is discussed in note 3.a.xiv.

# First Citizens Holdings Limited And Its Subsidiaries

## Notes to the Consolidated Financial Statements (continued)

30 September 2018

(Expressed in Trinidad and Tobago dollars)

---

### 2 Summary of significant accounting policies (continued)

#### e. Financial assets and financial liabilities (continued)

##### (i) Financial assets (continued)

##### c) Impairment (continued)

##### (ii) Derecognition other than on a modification

Financial assets, or a portion thereof, are derecognised when the contractual rights to receive the cash flows from the assets have expired, or when they have been transferred and either (i) the Group transfers substantially all the risks and rewards of ownership, or (ii) the Group neither transfers nor retains substantially all the risks and rewards of ownership and the Group has not retained control.

The Group enters into transactions where it retains the contractual rights to receive cash flows from assets but assumes a contractual obligation to pay those cash flows to other entities and transfers substantially all of the risks and rewards. These transactions are accounted for as 'pass through' transfers that result in derecognition if the Group:

- (i) Has no obligation to make payments unless it collects equivalent amounts from the assets;
- (ii) Is prohibited from selling or pledging the assets; and
- (iii) Has an obligation to remit any cash it collects from the assets without material delay.

Collateral (shares and bonds) furnished by the Group under standard repurchase agreements and securities lending and borrowing transactions are not derecognised because the Group retains substantially all the risks and rewards on the basis of the predetermined repurchase price, and the criteria for derecognition are therefore not met. This also applies to certain securitisation transactions in which the Group retains a subordinated residual interest.

##### (ii) Financial liabilities

##### (i) Classification and subsequent measurement

In both the current and prior period, financial liabilities are classified as subsequently measured at amortised cost, except for:

- Financial liabilities at fair value through profit or loss: this classification is applied to derivatives, financial liabilities held for trading (e.g. short positions in the trading booking) and other financial liabilities designated as such at initial recognition. Gains or losses on financial liabilities designated at fair value through profit or loss are presented partially in other comprehensive income (the amount of change in the fair value of the financial liability that is attributable to changes in the credit risk of that liability, which is determined as the amount that is not attributable to changes in market conditions that give rise to market risk) and partially profit or loss (the remaining amount of change in the fair value of the liability). This is unless such a presentation would create, or enlarge, an accounting mismatch, in which case the gains and losses attributable to changes in the credit risk of the liability are also presented in profit or loss;
- Financial liabilities arising from the transfer of financial assets which did not qualify for derecognition, whereby a financial liability is recognised for the consideration received for the transfer. In subsequent periods, the Group recognises any expense incurred on the financial liability; and
- Financial guarantee contracts and loan commitments (see note 2.f).

# First Citizens Holdings Limited And Its Subsidiaries

## Notes to the Consolidated Financial Statements (continued)

30 September 2018

(Expressed in Trinidad and Tobago dollars)

---

### 2 Summary of significant accounting policies (continued)

#### e. *Financial assets and financial liabilities (continued)*

##### (ii) *Financial liabilities*

##### (ii) *Derecognition*

Financial liabilities are derecognised when they are extinguished (i.e. when the obligation specified in the contract is discharged, cancelled or expires).

The exchange between the Group and its original lenders of debt instruments with substantially different terms, as well as substantial modifications of the terms of existing financial liabilities, are accounted for as an extinguishment of the original financial liability and the recognition of a new financial liability. The terms are substantially different if the discounted present value of the cash flows under the new terms, including any fees paid net of any fees received and discounted using the original effective interest rate, is at least 10% different from the discounted present value of the remaining cash flows of the original financial liability. In addition, other qualitative factors, such as the currency that the instrument is denominated in, changes in the type of interest rate, new conversion features attached to the instrument and change in covenants are also taken into consideration. If an exchange of debt instruments or modification of terms is accounted for as an extinguishment, any costs or fees incurred are recognised as part of the gain or loss on the extinguishment. If the exchange or modification is not accounted for as an extinguishment, any costs or fees incurred adjust the carrying amount of the liability and are amortised over the remaining term of the modified liability.

#### f. *Financial guarantee contracts and loan commitments*

Financial guarantee contracts are contracts that require the issuer to make specified payments to reimburse the holder for a loss it incurs because a specified debtor fails to make payments when due, in accordance with the terms of a debt instrument. Such financial guarantees are given to banks, financial institutions and others on behalf of customers to secure loans, overdrafts and other banking facilities.

Financial guarantee contracts are initially measured at fair value and subsequently measured at the higher of:

- The amount of the loss allowance (calculated as described in note 3.a.iii); and
- The premium received on initial recognition less income recognised in accordance with the principles of IFRS 15.

Loan commitments provided by the Group are measured as the amount of the loss allowance (calculated as described in note 3.a.i.a). The Group has not provided any commitment to provide loans at a below-market interest rate, or that can be settled net in cash or by delivering or issuing another financial instrument.

For loan commitments and financial guarantee contracts, the loss allowance is recognised as a provision. However, for contracts that include both a loan and an undrawn commitment and the Group cannot separately identify the expected credit losses on the undrawn commitment component from those on the loan component, the expected credit losses on the undrawn commitment are recognised together with the loss allowance for the loan. To the extent that the combined expected credit losses exceed the gross carrying amount of the loan, the expected credit losses are recognised as a provision.

Under IAS 39 – Policies applicable for year ended September 2017

##### (i) *Financial assets*

The Bank classifies its financial assets in the following categories: loans and receivables and available-for-sale. The classification depends on the purpose for which the financial assets were acquired. Management determines the classification of its financial assets at initial recognition and re-evaluates this designation at every reporting date.



# First Citizens Holdings Limited And Its Subsidiaries

## Notes to the Consolidated Financial Statements (continued)

30 September 2018

(Expressed in Trinidad and Tobago dollars)

---

### 2 Summary of significant accounting policies (continued)

#### g. Financial assets and financial liabilities (continued)

##### (a) Loans and receivables

Loans and receivables are non-derivative financial assets with fixed or determinable payments that are not quoted in an active market, other than:

- (i) Those that the Bank intends to sell immediately or in the short term and those that the entity upon initial recognition designates at fair value through profit or loss;
- (ii) Those that the entity upon initial recognition designates as available-for-sale;
- (iii) Those assets for which the holder may not recover all of its initial investment, other than because of credit deterioration, which shall be classified as available for sale

##### (b) Available-for-sale financial assets

Available-for-sale financial assets are those intended to be held for an indefinite period of time, which may be sold in response to needs for liquidity or changes in interest rates, exchange rates or equity prices or that are not classified as loans and receivables, held to maturity investments or financial assets at fair value through profit or loss.

##### (c) Held to maturity

Held-to-maturity investments are financial assets with fixed or determinable payments and fixed maturity dates where management has the positive intention and the ability to hold to maturity.

##### (i) Recognition and measurement

Regular purchases and sales of financial assets are recognised on the trade-date – the date on which the Bank commits to purchase or sell the asset. Investments are initially recognised at fair value plus transaction costs for all financial assets not carried at fair value through profit or loss. Financial assets carried at fair value through profit or loss is initially recognised at fair value, and transaction costs are expensed in the income statement. Financial assets are derecognised when the rights to receive cash flows from the investments have expired or have been transferred and the group has transferred substantially all risks and rewards of ownership. Available-for-sale financial assets are subsequently carried at fair value. Loans and receivables are subsequently carried at amortised cost using the effective interest method.

Gains or losses arising from changes in the fair value of the 'financial assets at fair value through profit or loss' category are presented in the consolidated income statement within 'Other (losses)/gains – net' in the period in which they arise. Dividend income from financial assets at fair value through profit or loss is recognised in the consolidated income statement as part of other income when the Group's right to receive payments is established

Changes in the fair value of monetary and non-monetary securities classified as available for sale are recognised in other comprehensive income.

When securities classified as available for sale are sold or impaired, the accumulated fair value adjustments recognised in equity are included in the statement of comprehensive income statement as 'Gains on disposal from investment securities'.

##### (ii) Financial liabilities

The Bank measures financial liabilities at amortised cost. Financial liabilities measured at amortised cost include deposits from banks or customers, debt securities in issue, other funding instruments and notes due to related parties.

# First Citizens Holdings Limited And Its Subsidiaries

## Notes to the Consolidated Financial Statements (continued)

30 September 2018

(Expressed in Trinidad and Tobago dollars)

---

### 2 Summary of significant accounting policies (continued)

#### g. *Financial assets and financial liabilities (continued)*

##### (iii) *Recognition and de-recognition of financial instruments*

The Bank uses trade date accounting for regular way contracts when recording financial assets transactions. Financial assets that are transferred to third parties but do not qualify for derecognition are presented as assets pledged as collateral if the transferee has the right to sell or re-pledge them.

Financial assets are derecognised when the contractual right to receive the cash flows from these assets have ceased to exist or the assets have been transferred and substantially all the risks and rewards of ownership of the assets are also transferred.

Financial liabilities are derecognised when they have been redeemed or otherwise extinguished.

##### (iv) *Determination of fair value*

For financial instruments traded in an active market, the determination of fair values of financial assets and liabilities is based on quoted market prices or dealer price quotations.

A financial instrument is regarded as quoted in an active market if quoted prices are readily and regularly available from an exchange, dealer, broker, industry group, pricing service or regulatory agency, and these prices represent actual and regular occurring market transactions on an arm's length basis. If the above criteria are not met, the market is regarded as being inactive. Indicators that a market is inactive are when there is a wide bid-offer spread or significant increase in the bid-offer spread or there are few recent transactions. When a market becomes inactive, the valuation technique is the Group's internally developed model which is based on discounted cashflow analysis.

For all other financial instruments, fair value is determined using valuation techniques. In these techniques, fair values are estimated from observable data and unobservable data in respect of similar financial instruments, using models to estimate the present value of expected future cash flows or other valuation techniques using input existing at the year end.

The Bank uses an internally developed model which is generally consistent with other valuation models used in the industry. Valuation models are used to value unlisted debt securities and other debt securities for which the market has become or is illiquid. Some of the inputs of this model may not be market observable and are therefore based on assumptions.

#### h. *Impairment of financial assets*

##### (i) *Assets carried at amortised cost*

The Bank assesses at each reporting date whether there is objective evidence that a financial asset or group of financial assets is impaired. A financial asset or a group of financial assets is impaired and impairment losses are incurred only if there is objective evidence of impairment as a result of one or more events that occurred after the initial recognition of the asset (a 'loss event') and that loss event (or events) has an impact on the estimated future cash flows of the financial asset or group of financial assets that can be reliably estimated.

Evidence of impairment may include indications that the debtors or a group of debtors is experiencing significant financial difficulty, default or delinquency in interest or principal payments, the probability that they will enter bankruptcy or other financial reorganisation, and where observable data indicate that there is a measurable decrease in the estimated future cash flows, such as changes in arrears or economic conditions that correlate with defaults.

The Bank first assesses whether objective evidence of impairment exists individually for financial assets that are individually significant, and individually or collectively for financial assets that are not individually significant. If the Bank determines that no objective evidence of impairment exists for an individually assessed financial asset, whether significant or not, it includes the asset in a group of financial assets with similar credit risk characteristics and collectively assesses them for impairment. Assets that are individually assessed for impairment and for which an impairment loss is or continues to be recognised are not included in a collective assessment of impairment. Additionally, no provisioning for impairment is recognised for assets that are supported by government guarantees even if the exposure is classified as "Non Performing".

# First Citizens Holdings Limited And Its Subsidiaries

## Notes to the Consolidated Financial Statements (continued)

30 September 2018

(Expressed in Trinidad and Tobago dollars)

---

### 2 Summary of significant accounting policies (continued)

#### h. Impairment of financial assets (continued)

##### (i) Assets carried at amortised cost (continued)

The amount of the loss is measured as the difference between the asset's carrying amount and the present value of estimated future cash flows (excluding future credit losses that have not been incurred) discounted at the financial asset's original effective interest rate. The carrying amount of the asset is reduced through the use of an allowance account and the amount of the loss is recognised in the unconsolidated income statement. If a loan has a variable interest rate, the discount rate for measuring any impairment loss is the current effective interest rate determined under the contract. As a practical expedient, the Bank may measure impairment on the basis of an instrument's fair value using an observable market price.

The calculation of the present value of the estimated future cash flows of a collateralised financial asset reflects the cash flows that may result from foreclosure less costs for obtaining and selling the collateral, whether or not foreclosure is probable.

For the purposes of a collective evaluation of impairment, financial assets are grouped on the basis of similar credit risk characteristics (i.e. on the basis of the Bank's grading process that considers asset type, industry, geographical location, collateral type, past-due status and other relevant factors). Those characteristics are relevant to the estimation of future cash flows for groups of such assets by being indicative of the debtors' ability to pay all amounts due according to the contractual terms of the assets being evaluated.

Future cash flows in a group of financial assets that are collectively evaluated for impairment are estimated on the basis of the contractual cash flows of the assets in the group and historical loss experience for assets with credit risk characteristics similar to those in the group. Historical loss experience is adjusted on the basis of current observable data to reflect the effects of current conditions that did not affect the period on which the historical loss experience is based and to remove the effects of conditions in the historical period that do not currently exist. Estimates of changes in future cash flows for groups of assets should reflect and be directionally consistent with changes in related observable data from period to period (for example, changes in unemployment rates, property prices, payment status, or other factors indicative of changes in the probability of losses to the Bank and their magnitude). The methodology and assumptions used for estimating future cash flows are reviewed regularly by the Bank to reduce any differences between loss estimates and actual loss experience.

When a loan is uncollectible, it is written off against the related provision for loan impairment. Such loans are written off after all the necessary procedures have been completed and the amount of the loss has been determined. If, in a subsequent period, the amount of the impairment loss decreases and the decrease can be related objectively to an event occurring after the impairment was recognised (such as an improvement in the debtor's credit rating), the amount of the reversal is recognised in the consolidated income statement in impairment loss on loans net of recoveries.

##### (ii) Assets classified as available-for-sale

The Bank assesses at the year-end whether there is objective evidence that a financial asset or a group of financial assets is impaired. In the case of equity investments classified as available-for-sale, a significant or prolonged decline in the fair value of the security below its cost is considered an indicator that the assets are impaired. If any such evidence exists for available-for-sale financial assets, the cumulative loss – measured as the difference between the acquisition cost and the current fair value, less any impairment loss on that financial asset previously recognised in profit or loss – is removed from equity and recognised in the unconsolidated income statement. Impairment losses recognised in the unconsolidated income statement on equity instruments are not reversed through the unconsolidated income statement.

Debt securities are classified based on the criteria in Note 2 h (i). If, in a subsequent period, the fair value of a debt instrument classified as available-for-sale increases and the increase can be objectively related to an event occurring after the impairment loss was recognised in profit or loss, the impairment loss is reversed through the unconsolidated income statement.

# First Citizens Holdings Limited And Its Subsidiaries

## Notes to the Consolidated Financial Statements (continued)

30 September 2018

(Expressed in Trinidad and Tobago dollars)

### 2 Summary of significant accounting policies (continued)

#### h. Impairment of financial assets (continued)

##### (iii) Renegotiated loans

Loans that are either subject to collective impairment assessment or individually significant and whose terms have been negotiated are no longer considered to be past due but are treated as new loans. In subsequent years the asset is considered to be past due and disclosed only if renegotiated again.

The following table reconciles the presentation of investment securities under IAS 39 to the presentation for investment securities under IFRS 9

Measurement Basis	IAS 39 Classification	IFRS 9 Classification
Amortised cost	Held to maturity	Hold to collect
Amortised cost	Loans and receivables	Hold to collect
Fair value through other comprehensive income	Available for sale	Hold to collect and sell
Fair value through profit or loss	Fair value through profit or loss	Fair value through profit or loss

All other financial instruments continued to be presented consistently prior to and subsequent to the adoption of IFRS 9.

#### g. Impairment of non-financial assets

Intangible assets that have an indefinite useful life are not subject to amortisation and are tested annually for impairment. Assets that are subject to amortisation are reviewed for impairment whenever events or changes in circumstances indicate that the carrying amount may not be recoverable. An impairment loss is recognised for the amount by which the asset's carrying amount exceeds its recoverable amount. The recoverable amount is the higher of an asset's fair value less costs to sell and value in use. For the purposes of assessing impairment, assets are grouped at the lowest levels for which there are separately identifiable cash flows (cash-generating units). Non financial assets other than goodwill that suffered an impairment are reviewed for possible reversal of the impairment at each reporting date.

#### h. Offsetting financial instruments

Financial assets and liabilities are offset and the net amount reported in the consolidated statement of financial position where there is a legally enforceable right to set off the recognised amounts and there is an intention to settle on a net basis, or realise the asset and settle the liability simultaneously.

#### i. Sale and repurchase agreements and lending of securities

Securities sold subject to sale and repurchase agreements (repos) are retained on the consolidated statement of financial position as investment securities and the counterparty liability is included in other funding instruments.

Securities purchased under agreements to resell (reverse repos) are recorded as loans to other banks or customers as appropriate.

The difference between sale and repurchase price is treated as interest and accrued over the life of the repo agreement using the effective interest method.

# First Citizens Holdings Limited And Its Subsidiaries

## Notes to the Consolidated Financial Statements (continued)

30 September 2018

(Expressed in Trinidad and Tobago dollars)

---

### 2 Summary of significant accounting policies (continued)

#### j. Lease transactions

Leases are accounted for in accordance with IAS 17 and IFRIC 4. They are divided into finance leases and operating leases.

Leases in which a significant portion of the risks and methods of ownership are retained by another party, the lessor, are classified as operating leases. Leases of assets where the Group has substantially all the risk and rewards of ownership are classified as finance leases.

#### (i) The Group as the lessee

The Group has entered into operating leases where the total payments made under operating leases are charged to the consolidated income statement on a straight-line basis over the period of the lease. When an operating lease is terminated before the period has expired, any penalty payment made to the lessor is recognised as an expense in the period in which termination takes place.

When assets are held subject to a finance lease, an asset and liability is recognised in the consolidated statement of financial position at amounts equal at inception to the fair value of the leased asset or, if lower, the present value of the minimum lease payments. Lease payments are apportioned between the finance charge and the outstanding liability so as to achieve a constant rate on the finance balance outstanding.

The interest element of the finance cost is charged to the consolidated income statement over the lease period so as to produce a constant periodic rate of interest on the remaining balance of the liability for each period. The plant and equipment acquired under finance leases is depreciated over the shorter of the useful life of the asset and the lease term.

#### (ii) The Group as the lessor

When assets are held subject to a finance lease, the present value of the lease payments is recognised as a receivable. The difference between the gross receivable and the present value of the receivable is recognised as unearned finance income. Lease income is recognised over the term of the lease using the net investment method (before tax), which reflects a constant periodic rate of return on the remaining balance of the asset for each period.

# First Citizens Holdings Limited And Its Subsidiaries

## Notes to the Consolidated Financial Statements (continued)

30 September 2018

(Expressed in Trinidad and Tobago dollars)

---

### 2 Summary of significant accounting policies (continued)

#### k. Property, plant and equipment

Freehold premises are shown at fair value based on assessments performed by management or by independent valuers every three years, less subsequent depreciation for buildings. Valuations are performed with sufficient regularity to ensure that the fair value of a revalued asset does not differ materially from its carrying amount. Any accumulated depreciation at the date of revaluation is eliminated against the gross carrying amount of the assets and the net amount is restated to the revalued amount of the asset.

All other property, plant and equipment are stated at historical cost less depreciation. The valuation of freehold premises is reviewed annually to ensure it approximately equates to fair value. The valuations of freehold premises are re-assessed when circumstances indicate there may be a material change in value.

Historical cost includes expenditure that is directly attributable to the acquisition of the items.

Subsequent costs are included in the asset's carrying amount or recognised as a separate asset, as appropriate, only when it is probable that future economic benefits associated with the item will flow to the Group and the cost of the item can be measured reliably. All other repairs and maintenance are charged to the consolidated income statement during the financial period in which they are incurred.

Increases in the carrying amount arising on revaluation of freehold premises are credited to fair value reserves in shareholders' equity. Decreases that affect previous increases of the same assets are charged against fair value reserves directly in equity; all other decreases are charged to the consolidated income statement. Any accumulated depreciation at the date of revaluation is eliminated against the gross carrying amount of the asset, and the net amount is restated to the revalued amount of the asset.

Leasehold improvements and equipment are recorded at cost less accumulated depreciation.

Depreciation and amortisation are computed on all assets except land.

The provision for depreciation and amortisation is computed using the straight line method to allocate their cost or revalued amounts to their residual values over their estimated useful lives, as follows:-

Buildings	50 years
Equipment and furniture	4- 5 years
Computer equipment and motor vehicles	3- 5 years
Leasehold improvements	Amortised over the life of the lease

The assets' useful lives are reviewed and adjusted if appropriate at each reporting date. Assets that are subject to amortisation are reviewed for impairment whenever events or changes in circumstances indicate the carrying amount may not be recoverable.

Where the carrying amount of an asset is greater than its estimated recoverable amount, it is written down immediately to its recoverable amount. The recoverable amount is the higher of the assets fair value less cost to sell and value in use. Gains and losses on disposal of property, plant and equipment are determined by reference to their carrying amount and are recognised within the consolidated income statement. When revalued assets are sold, the amounts included in fair value reserves are transferred to retained earnings.

# First Citizens Holdings Limited And Its Subsidiaries

## Notes to the Consolidated Financial Statements (continued)

30 September 2018

(Expressed in Trinidad and Tobago dollars)

---

### 2 Summary of significant accounting policies (continued)

#### i. *Income tax*

The tax expense for the period comprises current and deferred tax. Tax is recognised in the consolidated income statement, except to the extent that it relates to items recognised in other comprehensive income or directly in equity. In this case, the tax is also recognised in other comprehensive income or directly in equity, respectively.

The current income tax charge is calculated on the basis of the tax laws enacted or substantively enacted at the balance sheet date in the countries where the Bank and its subsidiaries operate and generate taxable income. Management periodically evaluates positions taken in tax returns with respect to situations in which applicable tax regulation is subject to interpretation. It establishes provisions where appropriate on the basis of amounts expected to be paid to the tax authorities.

Deferred income tax is recognised on temporary differences arising between the tax bases of assets and liabilities and their carrying amounts in the consolidated financial statements. However, deferred tax liabilities are not recognised if they arise from the initial recognition of goodwill; deferred income tax is not accounted for if it arises from initial recognition of an asset or liability in a transaction other than a business combination that at the time of the transaction affects neither accounting nor taxable profit or loss. Deferred income tax is determined using tax rates (and laws) that have been enacted or substantively enacted by the balance sheet date and are expected to apply when the related deferred income tax asset is realised or the deferred income tax liability is settled.

Deferred income tax assets are recognised only to the extent that it is probable that future taxable profit will be available against which the temporary differences can be utilised.

Deferred income tax liabilities are provided on taxable temporary differences arising from investments in subsidiaries, associates and joint arrangements, except for deferred income tax liability where the timing of the reversal of the temporary difference is controlled by the Group and it is probable that the temporary difference will not reverse in the foreseeable future. Generally the Group is unable to control the reversal of the temporary difference for associates. Only where there is an agreement in place that gives the Group the ability to control the reversal of the temporary difference not recognised.

Deferred income tax assets are recognised on deductible temporary differences arising from investments in subsidiaries, associates and joint arrangements only to the extent that it is probable the temporary difference will reverse in the foreseeable future and there is sufficient taxable profit available against which the temporary difference can be utilised.

Deferred income tax assets and liabilities are offset when there is a legally enforceable right to offset current tax assets against current tax liabilities and when the deferred income taxes assets and liabilities relate to income taxes levied by the same taxation authority on either the same taxable entity or different taxable entities where there is an intention to settle the balances on a net basis.

#### m. *Employee benefits*

##### (i) *Pension plans*

The Group operates a defined benefit plan, which is a pension plan that defines an amount of pension benefits that an employee will receive on retirement, usually dependent on one or more factors, such as age, years of service and compensation. This pension plan is funded by payments from employees and by the Group, taking account of the recommendations of independent qualified actuaries.

Typically defined benefit plans define an amount of pension benefit that an employee will receive on retirement, usually dependent on one or more factors such as age, years of service and compensation.

# First Citizens Holdings Limited And Its Subsidiaries

## Notes to the Consolidated Financial Statements (continued)

30 September 2018

(Expressed in Trinidad and Tobago dollars)

---

### 2 Summary of significant accounting policies (continued)

#### m. *Employee benefits (continued)*

##### (i) *Pension plans (continued)*

The liability recognised in the balance sheet in respect of defined benefit pension plans is the present value of the defined benefit obligation at the end of the reporting period less the fair value of plan assets. The defined benefit obligation is calculated annually by independent actuaries using the projected unit credit method. The present value of the defined benefit obligation is calculated based on cash outflows allocated to current or prior periods using interest rates of high-quality corporate bonds that are denominated in the currency in which the benefits will be paid, and that have terms to maturity approximating to the terms of the related pension obligation. In countries where there is no deep market in such bonds, the market rates on government bonds are used.

##### (ii) *Profit sharing and bonus plans*

The Group recognises a liability and an expense for bonuses and profit-sharing, based on a formula that takes into consideration the profit attributable to the Group's shareholders after certain adjustments. The Group recognises a provision where contractually obliged or where there is a past practice that has created a constructive obligation.

##### (iii) *Employee share ownership plan*

The Group established a cash-settled based remuneration plan for its employees. A liability is recognised for the fair value of the cash-settled transactions. The fair value is measured initially and at each reporting date up to and including the settlement date, with changes in the fair value recognised in the income statement. The fair value is expensed over the period until the vesting date with recognition of a corresponding liability.

#### n. *Cash and cash equivalents*

For purposes of the consolidated statement of cash flows, cash and cash equivalents comprise of cash balances on hand, deposits with other banks and short-term highly liquid investments with original maturities of three months or less when purchased net of balances "due to other banks".

#### o. *Interest income and expense*

Interest income and interest expense are recognised in the consolidated income statement for all interest bearing instruments on an accrual basis using the effective interest method based on the initial carrying amount. Interest income includes coupons earned on fixed income investments, loans and accrued discount and premium on treasury bills and other discounted instruments. When a loan and receivable is impaired, the Group reduces the carrying amount to its recoverable amount (i.e. net of the expected credit loss provision), being the estimated future cash flow discounted at the original effective interest rate of the instrument, and continues unwinding the discount as interest income.

The effective interest rate is the rate that exactly discounts estimated future cash payments or receipts through the expected life of the financial asset or financial liability to the gross carrying amount of a financial asset (i.e. its amortised cost before any impairment allowance) or the amortised cost of a financial liability. The calculation does not consider expected credit losses and include transaction costs, premium, discounts and fees and point paid or received that are integral to the effective interest rate, such as origination fees.

Once a financial asset or a group of similar financial assets has been written down as a result of an impairment loss, interest income is recognised using the rate of interest used to discount the future cashflows for the purpose of measuring the impairment loss.

For financial assets that are credit impaired (stage 3), interest income is calculated by applying the effective interest rate to the carrying value net of the expected credit loss provision.



# First Citizens Holdings Limited And Its Subsidiaries

## Notes to the Consolidated Financial Statements (continued)

30 September 2018

(Expressed in Trinidad and Tobago dollars)

---

### 2 Summary of significant accounting policies (continued)

#### p. *Fee and commission income*

Fees and commissions are recognised on an accrual basis, when the service has been provided. Loan commitment fees for loans that are likely to be drawn down are deferred (together with related direct cost) and recognised as an adjustment to the effective interest rate on the loan. Loan syndication fees are recognised as revenue when the syndication has been completed and the Group has retained no part of the loan package for itself or has retained part at the same effective interest rate as the other participants. Commissions and fees arising from negotiating or participating in the negotiation of a transaction for a third party, such as the arrangement of the acquisition of shares or other securities or the purchase or sale of businesses are recognised on completion of the underlying transaction. Portfolio and other management advisory and service fees are recognised based on the applicable service contracts usually on a time apportionate basis.

Asset management fees related to investment funds are recognised rateably over the period the service is provided and accrued in accordance with pre-approved fee scales. The same principle is applied for wealth management, financial planning and custody services that are continuously provided over an extended period of time. Performance linked fees or fee components are recognised when the performance criteria are fulfilled.

#### q. *Dividend income*

Dividends are recognised in the consolidated income statement when the entity's right to receive payment is established.

#### r. *Borrowings*

Borrowings are recognised initially at fair value, being their issue proceeds net of transaction costs incurred. Subsequently, borrowings are stated at amortised cost and any difference between proceeds net of transactions costs and the redemption value is recognised in the consolidated income statement over the period of the borrowings using the effective interest method.

#### s. *Acceptances*

Acceptances comprise undertakings by the Group to pay bills of exchange drawn on customers. The Group expects most acceptances to be settled simultaneously with the reimbursement from the customers. Acceptances are accounted for as off-balance sheet transactions and are disclosed as contingent liabilities and commitments.

#### t. *Dividend distribution*

Dividends on ordinary shares are recognised in equity in the period in which they are approved by the Bank's Board of Directors. Dividends for the year, which are declared after the year end, are disclosed in the subsequent events note when applicable.

#### u. *Preference shares*

Preference shares are non-convertible and non-redeemable are classified as equity.

#### v. *Provisions*

Provisions are recognised when the Group has a present legal or constructive obligation as a result of past events, it is more likely than not that an outflow of resources embodying economic benefits will be required to settle the obligation, and a reliable estimate of the amount of the obligation can be made. Where there are a number of similar obligations, the likelihood that an outflow will be required in settlement is determined by considering the class of the obligation as a whole. A provision is recognised even if the likelihood of an outflow with respect to any one item included in the same class of obligations may be small.

Provisions are measured at the present value of the expenditure expected to be required to settle the obligation using a pre tax rate that reflects current market assessments of the time value of money and the risks specific to the obligation. The increase in the provision due to the passage of time is recognised as interest expense.

# First Citizens Holdings Limited And Its Subsidiaries

## Notes to the Consolidated Financial Statements (continued)

30 September 2018

(Expressed in Trinidad and Tobago dollars)

---

### 2 Summary of significant accounting policies (continued)

#### w. *Intangible assets*

Intangible assets comprise separately identifiable items arising from business combinations, computer software licenses and other intangible assets. Intangible assets are recognised at cost. The cost of an intangible asset acquired in a business combination is its fair value at the date of acquisition. Intangible assets with a definite useful life are amortised using the straight line method over the period that the benefits from these assets are expected to be consumed, generally not exceeding 20 years. Intangible assets with an indefinite useful life are not amortised. At each date of the consolidated statement of financial position, intangible assets are reviewed for indications of impairment or changes in estimated future economic benefits. If such indications exist, the intangible assets are analysed to assess whether their carrying amount is fully recoverable. An impairment loss is recognised if the carrying amount exceeds the recoverable amount.

The Group chooses to use the cost model for the measurement after recognition.

Intangible assets with indefinite useful life are tested annually for impairment and whenever there is an indication that the asset may be impaired.

#### (i) *Goodwill*

Goodwill arises on the acquisition of subsidiaries and represents the excess of the consideration transferred over the Group's interest in net fair value of the net identifiable assets, liabilities and contingent liabilities of the acquiree and the fair value of the non-controlling interest in the acquiree.

For the purpose of impairment testing, goodwill acquired in a business combination is allocated to each of the CGUs, or groups of CGUs, that is expected to benefit from the synergies of the combination. Each unit or group of units to which the goodwill is allocated represents the lowest level within the entity at which the goodwill is monitored for internal management purposes. Goodwill is monitored at the operating segment level.

Goodwill impairment reviews are undertaken annually or more frequently if events or changes in circumstances indicate a potential impairment. The carrying value of goodwill is compared to the recoverable amount, which is the higher of value in use and the fair value less costs of disposal. Any impairment is recognised immediately as an expense and is not subsequently reversed.

#### (ii) *Other Intangible assets*

Other intangible assets are initially recognised when they are separable or arise from contractual or other legal rights, the cost can be measured reliably and in the case of intangible assets not acquired in a business combination, where it is probable that future economic benefits attributes to the assets with flow from their use. The value of intangible assets which are acquired in a business combination is generally determined using income approach methodologies such as the discounted cash flow method.

Other intangible assets are stated at cost less amortisation and provisions for impairment, if any, plus reversals of impairment, if any. They are amortised over their useful lives in a manner that reflects the pattern to which they contribute to future cash flow.

#### (iii) *Computer software*

Costs associated with maintaining computer software programmes are recognised as an expense when incurred. However, expenditure that enhances or extends the benefits of computer software programmes beyond their original specifications and lives is recognised as a capital improvement and added to the original cost of the software. Computer software development costs recognised as assets when the following criteria are met:-

- o It is technically feasible to complete the software and use it
- o Management intends to complete the software and use it
- o There an ability to use the software
- o Adequate technical, financial and other resources to complete the development and to use it
- o The expenditure attributable to the software during its development can be reliably measured.

The software development costs are amortised using the straight-line method over their useful lives but not exceeding a period of three years.

# First Citizens Holdings Limited And Its Subsidiaries

## Notes to the Consolidated Financial Statements (continued)

30 September 2018

(Expressed in Trinidad and Tobago dollars)

---

### 2 Summary of significant accounting policies (continued)

#### x. *Fiduciary activities*

The Group acts as trustees and in other fiduciary capacities that result in the holding or placing of assets on behalf of individuals, trusts, retirement benefit plans and other institutions. These assets and income arising thereon are excluded from these consolidated financial statements, as they are not assets of the Group (Note 3.d).

#### y. *Earnings per share*

Earnings per share is calculated by dividing the profit attributable to the equity holders, by the weighted average number of ordinary shares in issue during the year.

#### z. *Segment reporting*

Operating segments are reported in a manner consistent with the internal reporting provided to the chief operating decision-maker. The chief operating decision-maker, who is responsible for allocating resources and assessing performance of the operating segments, has been identified as the steering committee that makes strategic decisions.

### 2.1 *Change in accounting policies*

The Group has adopted IFRS 9 as issued by the IASB in July 2014, with a date of transition of 1 October 2017, which resulted in changes in accounting policies and adjustments to the amounts previously recognised in the consolidated financial statements.

As permitted by the transitional provisions of IFRS 9, the Group elected not to restate comparative figures. Any adjustments to the carrying amounts of financial assets and liabilities at the date of transition were recognised in the opening retained earnings and other reserves of the current period.

Consequently, for notes disclosures, the consequential amendments to IFRS 7 disclosures have also only been applied to the current period. The comparative period notes disclosures repeats those disclosures made in the prior year.

The adoption of IFRS 9 has resulted in changes in our accounting policies for recognition, classification and measurement of financial assets and financial liabilities and impairment of financial assets. IFRS 9 also significantly amends other standards dealing with financial instruments such as IFRS 7 "Financial Instruments: Disclosure".

# First Citizens Holdings Limited And Its Subsidiaries

## Notes to the Consolidated Financial Statements (continued)

30 September 2018

(Expressed in Trinidad and Tobago dollars)

### 2 Summary of significant accounting policies (continued)

#### 2.1 Changes in accounting policies (continued)

The impact of the adoption of IFRS 9 on the Group is as follows:-

##### (a) Classification and measurement of financial instruments in accordance with IAS 39 & IFRS 9

Financial assets	IAS 39		IFRS 9	
	Measurement	Carrying amount \$'000	Measurement	Carrying amount \$'000
Cash and due from banks	Amortised Cost	3,559,987	Amortised Cost	3,559,987
Cash – Treasury Bills	Amortised Cost	159,608	FVOCI	151,941
Statutory Deposit with Central Banks	Amortised Cost	-	Amortised Cost	-
Hold to collect and sell - debt	FVOCI	2,045,806	Amortised Cost-	1,919,513
Hold to collect and sell -debt	FVOCI	10,369,918	FVOCI	10,349,095
Hold to collect and sell - equity	FVOCI	50,813	FVOCI	50,813
Hold to collect and sell - equity	FVOCI	396	FVPL	396
Hold to collect	Amortised Cost	2,736,791	Amortised Cost	2,572,407
Loans to customers	Amortised Cost	14,434,583	Amortised Cost	14,554,900
Hold to collect	Amortised Cost	485,308	FVOCI	485,308

There were no changes in the measurement and classification of financial liabilities.

##### (b) Reconciliation of statement of financial position from IAS 39 to IFRS 9

The Group performed a detail analysis of its business models for managing financial assets and analysis of their cash flow characteristics in line with the criteria outlined in note 2)e) above.

The following table reconciles the carrying amount of the financial assets from their previous measurement category in accordance with IAS 39 to their new measurement categories upon transition to IFRS 9 on 1 October 2017:-

Financial assets	IAS 39 carrying amount	Reclassifications	ECL Remeasurements	IFRS 9
	30 September 2017			Carrying amount 1 October 2017
<b>Fair value through other comprehensive income</b>				
Hold to collect and sell - debt				
Opening balance	12,433,633	(1,379,996)	-	11,053,637
Provision for impairment	(17,909)	-	(49,384)	(67,293)
Closing balance	12,415,724	(1,379,996)	(49,384)	10,986,344
Hold to collect and sell - equity				
Opening balance	51,209	(396)	-	50,813
Closing balance	51,209	(396)	-	50,813
<b>Total amortised cost</b>	<b>12,466,933</b>	<b>(1,380,392)</b>	<b>(49,384)</b>	<b>11,037,157</b>

# First Citizens Holdings Limited And Its Subsidiaries

## Notes to the Consolidated Financial Statements (continued)

30 September 2018

(Expressed in Trinidad and Tobago dollars)

### 2 Summary of significant accounting policies (continued)

#### 2.1 Changes in accounting policies (continued)

Financial assets	IAS 39 carrying amount 30 September 2017	Reclassifications	ECL Remeasurements	IFRS 9 Carrying amount 1 October 2017
<b>Amortised cost</b>				
Cash and due from banks:-				
Opening balance	3,718,987	(159,608)	-	3,559,379
Provision for impairment	-	-	-	-
Closing balance	3,718,987	(159,608)	-	3,559,379
Hold to collect				
Opening balance	3,228,053	1,539,237	(52,606)	4,714,684
Provision for impairment	(5,954)	-	(216,810)	(222,764)
Closing balance	3,222,099	1,539,237	(269,416)	4,491,920
Loans and advances				
Opening balance	14,740,622	-	-	14,740,622
Provision for impairment	(306,039)	-	120,317	(185,722)
Closing balance	14,434,583	-	120,317	14,554,900
<b>Total amortised cost</b>	<b>21,375,669</b>	<b>1,379,629</b>	<b>(149,099)</b>	<b>22,606,199</b>
<b>Fair value through profit or loss</b>				
Opening balance	655	396	-	1,051
Provision for impairment	-	-	-	-
Closing balance	655	396	-	1,051

(c) The following explains how applying the new classification requirements of IFRS 9 led to changes in the classification of certain financials assets held by the Group as shown in the table above:-

#### (a) Securities within the liquidity portfolio

Based on the business model for securities within the Group's liquidity portfolio, the majority are held to collect the contractual cash flows and sell, and are therefore classified under as Fair Value through Other Comprehensive Income (FVOCI). Securities for which there is not an active market and which are not expected to be sold to meet liquidity requirements were classified within the Hold to Collect business model.

#### (b) Syndicated loans

The Group some acted as a lead arranger of a syndicated loan facility to one of its major customers. The facility amount requested by the customer may exceeded the Group's limit for single client exposure under the Group credit risk policy and the FIA, so the facility will be approved with the condition that the excess amount will be sold in the short to medium term. Under IFRS 9, this amount exceeding the Group's limit will be classified as part of a hold to sell business model and measured at FVPL. The balance of the loan will be measured at amortised cost in its entirety.

# First Citizens Holdings Limited And Its Subsidiaries

## Notes to the Consolidated Financial Statements (continued)

30 September 2018

(Expressed in Trinidad and Tobago dollars)

### 2 Summary of significant accounting policies (continued)

#### 2.1 Changes in accounting policies (continued)

The following table analyses the impact, net of tax, of transition to IFRS 9 on reserves and retained earnings. The impact relates to the fair value reserve and retained earnings. There is no impact on other components of equity.

	\$'000
<b>Fair value reserve</b>	
Closing Balance under IAS 39 as at 30 September 2017	2,242,288
Reclassification of investment securities (debt) from AFS to amortised cost	<u>(25,660)</u>
Opening Balance under IFRS 9 (1 October 2017)	<u>2,216,628</u>
<b>Retained earnings</b>	
Closing Balance under IAS 39 as at 30 September 2017	1,239,784
Foreign Exchange	(13)
Recognition of expected credit losses under IFRS 9 (including loan commitments and financial guarantee contracts)	<u>(97,344)</u>
Opening Balance under IFRS 9 (1 October 2017)	<u>1,142,427</u>
<b>Minority Intetest</b>	
Closing Balance under IAS 39 as at 30 September 2017	2,451,239
Foreign Exchange	(7)
Reclassification of investment securities (debt) from AFS to amortised cost	(9,823)
Recognition of expected credit losses under IFRS 9 (including loan commitments and financial guarantee contracts)	<u>(51,503)</u>
Opening Balance under IFRS 9 (1 October 2017)	<u>2,389,906</u>

The following table reconciles the closing impairment allowance for financial assets in accordance with IAS 39 and provision for loan commitments and financial guarantees contracts in accordance with IAS 37 as at 30 September 2017, to the opening ECL allowances determined in accordance with IFRS 9 as at 1 October 2017.

Impairment allowance Measurement category	IAS 39 Carrying amount 30 September 2017	Reclassifications	Remeasurements	IFRS 9 Carrying amount 1 October 2017
Loans and advances to customers	306,039	-	(120,317)	185,722
	<u>306,039</u>	<u>-</u>	<u>(120,317)</u>	<u>185,722</u>
Investments- debt securities				
Hold to collect and sell	17,909	-	49,384	67,293
Hold to collect	5,954	-	216,810	222,764
	<u>23,863</u>	<u>-</u>	<u>266,194</u>	<u>290,057</u>
<b>Total</b>	<u>329,902</u>	<u>-</u>	<u>145,877</u>	<u>475,779</u>

The ECL on the financial guarantees are nil, as all guarantees executed are secured by cash. The newly committed assets assessments are based on the clients risk profile, PDs, LGD and collateral position. There were no exposure, as a result they were classified under stage 1 with no ECL (Note 3.c.iii).

# First Citizens Holdings Limited And Its Subsidiaries

## Notes to the Consolidated Financial Statements (continued)

30 September 2018

(Expressed in Trinidad and Tobago dollars)

---

### 3 Financial risk management

The Group's activities expose it to a variety of financial risks and those activities involve the analysis, evaluation, acceptance and management of some degree of risk or combination of risks. Taking risk is core to the financial business, and operational risks are an inevitable consequence of being in business. The Group's aim is therefore to achieve an appropriate balance between risk and return and minimise potential adverse effects on the Group's financial performance.

The Group's risk management policies are designed to identify and analyse these risks, to set appropriate risk limits and controls, and to monitor the risks and adherence to limits by means of reliable and up-to-date information systems. The Group regularly reviews its risk management policies and systems to reflect changes in markets, products and emerging best practice.

#### *Risk management framework*

The Board of Directors has overall responsibility for the establishment and oversight of the Group's risk management framework. To assist the Board of Directors in fulfilling its duties, two Board Sub-Committees are in place to monitor and report to the Board of Directors on the overall risks within the Group - the Board Enterprise Risk Management Committee and the Board Credit Committee; and two Senior Management Committees – the Senior Management Enterprise Risk Committee and the Asset Liability Committee.

The Group Enterprise Risk Management Unit, headed by the Group Chief Risk Officer, reports to both Sub-Committees through the Senior Management Enterprise Risk Management Committee. This unit is responsible for the management, measurement, monitoring and control of credit, market and operational risks for the Group through the Group Credit Risk Administration Unit, Group Market Risk Unit, Group Operational Risk and Controls Unit. The unit also facilitates the monitoring of the Group's risk profile in relation to its risk appetite and the impact of developments in the aforementioned risk areas on strategy and how strategy should be adjusted in light of these developments.

The Asset Liability Committee's (ALCO) role is to manage and monitor the policies and procedures that address the financial risks associated with changing interest rates, foreign exchange rates and any factors that can affect the Group's liquidity. The ALCO seeks to limit risk to acceptable levels by monitoring and anticipating possible pricing differences between assets and liabilities across the Group via the Group Treasury and International Trade Centre. The Group Treasury and International Trade Centre's primary role and responsibility is to actively manage the Group's liquidity and market risks. The ALCO is also supported in some specific areas of activity by the Market Risk Committee.

As part of its mandate, the Board establishes written principles for overall risk management, as well as ensuring that policies are in place covering specific areas of risk, such as foreign exchange risk, interest rate risk, credit risk, use of derivative financial instruments and non-derivative financial instruments. In addition, the Group Internal Audit Department is responsible for the independent review of risk management and the control environment, and reports its findings and recommendations to the Board Audit Committee.

The most significant important types of risk are credit risk, liquidity risk, market risk and operational risk. Market risk includes currency risk, interest rate risk and other price risks including commodity and equity risk.

# First Citizens Holdings Limited And Its Subsidiaries

## Notes to the Consolidated Financial Statements (continued)

30 September 2018

(Expressed in Trinidad and Tobago dollars)

---

### 3 Financial risk management (continued)

#### a. Credit risk

Credit risk is the risk of suffering financial loss, should any of the Group's customers, clients or market counterparties fail to fulfil their contractual obligations to the Group. Credit risk arises mainly from interbank, commercial and consumer loans and advances, and loan commitments arising from such lending activities, but can also arise from credit enhancement provided, financial guarantees, letters of credit, endorsements and acceptances.

The Group is also exposed to other credit risks arising from investments in debt securities and other exposures arising from its trading activities ('trading exposures') including non-equity trading portfolio assets and derivatives as well as settlement balances with market counterparties and reverse repurchase agreements.

Credit risk is the single largest risk for the Group's business; management therefore carefully manages its exposure to credit risk. The credit risk management and control are centralised in a Group Credit Risk Management team which reports regularly to the Group Chief Risk Officer and the Board Credit Committee.

#### (i) Credit risk management

In its management of credit risks, the Group has established an organisational structure which supports the lending philosophy of the Group. This structure comprises the Board of Directors, the Board Credit Committee (BCC), Senior Management Enterprise Risk Committee (SMERC), the Group Chief Risk Officer (GCRO), the Group Credit Risk Management Unit and the Internal Audit Department. The Board of Directors maintains general oversight to ensure that policies and procedures are consistent with the strategic direction and credit philosophy of the Group and that they serve to bring the required level of protection over assets that are exposed to credit risks. To facilitate day to day decision making and timely implementation of decisions, the Board has delegated authority for specific areas to specific committees and/or officers with an appropriate reporting system to the Board. The BCC focuses primarily on credit risk appetite and in so doing sanctions amendments to credit policies, delegation of lending authority to senior management and credit requests exceeding the authority of management. The SMERC together with the GCRO monitors the effectiveness of credit policies and procedures and may direct changes to strategies to improve the effectiveness of policies. The major focus of the Credit Risk Management Unit is to formulate credit policies, monitor compliance with them and on a continuous basis to assess their relevance to the changing business environment. Most of these policies are established and communicated through the Group's written Credit Policy Manual. This document sets out in detail the current policies governing the lending function and provides a comprehensive framework for prudent risk management of the credit function. Major areas of focus are General Credit Policy Guidelines, Exercise of Lending Authority, Credit Review Process, Credit Risk Rating and Classification System, among others.

#### (a) Loans and advances (including loan commitments and guarantees)

The estimation of credit exposure for risk management purposes is complex and requires the use of models, as the exposure varies with changes in market conditions, expected cash flows and the passage of time. The assessment of credit risk of a portfolio of assets entails further estimations as to the likelihood of defaults occurring, of the associated loss ratios and of default correlations between counterparties. The Group measures credit risk using Probability of Default (PD), Exposure at Default (EAD) and Loss Given Default (LGD). This is similar to the approach used for the purposes of measuring Expected Credit Loss (ECL) under IFRS 9 (note 3.a.iv).



# First Citizens Holdings Limited And Its Subsidiaries

## Notes to the Consolidated Financial Statements (continued)

30 September 2018

(Expressed in Trinidad and Tobago dollars)

---

### 3 Financial risk management (continued)

#### a. Credit risk (continued)

##### (ii) Credit risk grading

The Group uses internal credit risk gradings that reflect its assessment of the risk profile of the individual counterparties. The Group uses internal rating models tailored to the various categories of counterparty. Borrower and loan specific information collected at the time of application (such as asset base, credit history and industry type for corporate/commercial exposures) is fed into this rating model. External data such as credit bureau scoring information is used for individual borrowers. In addition, the models enable expert judgement to be fed into the final internal credit rating for each exposure. This allows for considerations which may not be captured as part of the other data inputs into the model.

The credit grades are calibrated such that the risk of default increases exponentially at each higher risk grade. For example, this means that the difference in the PD between a 1- 4 rating grade is lower than the difference in the PD between a 5 and 6 rating grade.

The following are additional considerations for other types of portfolio held by the Group:

##### *Corporate/Commercial*

For corporate/commercial business, the rating is determined at the borrower level. The business's relationship management team will incorporate any updated or new information/credit assessments into the credit system on an ongoing basis. In addition, the relationship management team will also update information about the creditworthiness of the borrower every year from sources such as financial statements. This will determine the updated internal credit rating and a subsequent PD is derived based on historical default experience of the grade.

##### *Treasury and investments*

For debt securities in the Treasury and the Investment portfolios, external rating agency credit grades are used.

These published grades are continuously monitored and updated. The PD's associated with each grade are determined based on realised default over the prior 12 months, as published by the rating agency.

# First Citizens Holdings Limited And Its Subsidiaries

## Notes to the Consolidated Financial Statements (continued)

30 September 2018

(Expressed in Trinidad and Tobago dollars)

### 3 Financial risk management (continued)

#### a. Credit risk (continued)


##### (iii) Expected credit loss measurement

IFRS 9 outlines a 'three stage' model; for impairment based on changes in credit quality since initial recognition as summarized below:

- A financial instrument that is not credit-impaired on initial recognition is classified in Stage 1 and has its credit risk continuously monitored by the Group.
- If a significant increase in credit risk ('SICR') since initial recognition is identified, the financial instrument is moved to 'Stage 2' but is not yet deemed to be credit-impaired. Please refer to note 3.a.v for a description of how the Group determines when a significant increase in credit risk has occurred.
- If the financial instrument is credit-impaired, the financial instrument is then moved to 'Stage 3'. Please refer to note 3.a.vi for a description of how the Group defines credit-impaired and default.
- Financial instruments in Stage 1 have their ECL measured at an amount equal to the portion of lifetime expected credit losses within the next 12 months. Instruments in Stages 2 or 3 have their ECL measured based on expected credit losses on a lifetime basis. Please refer to note 3.a.vii for a description of inputs, assumptions and estimation techniques used in measuring the ECL.
- A pervasive concept in measuring ECL in accordance with IFRS 9 is that it should consider forward-looking information. Note 3.a.viii includes an explanation of how the Group has incorporated this in its ECL model.
- Purchased or originated credit-impaired financial assets are those financial assets that are credit-impaired on initial recognition. Their ECL is always measured on a lifetime basis (Stage 3).

Further explanation is also provided of how the Group determines appropriate groupings when ECL is measured on a collective basis (refer to note 3.a.ix).

The following diagram summarises the impairment requirements under IFRS 9 (other than purchased or originated credit-impaired financial assets):



# First Citizens Holdings Limited And Its Subsidiaries

## Notes to the Consolidated Financial Statements (continued)

30 September 2018

(Expressed in Trinidad and Tobago dollars)

### 3 Financial risk management (continued)

#### a. Credit risk (continued)

##### (iii) Expected credit loss measurement (continued)

##### Significant increase in credit risk (SICR)

The Group considers a financial instrument to have experienced a significant increase in credit risk when one or more of the following criteria have been met:

##### Loans - FCTT

Criteria	Retail Loans (incl Credit Cards)	Commercial/Corporate Loans
Relative Measure	n/a	3- or higher- Downgrades such that the BRR gets to 4 or lower  4+ and lower- Three notches downgrade on the internal scale
Absolute Measure	31 days past due/ Classified Special Mention	31 days past due/ Classified Special Mention

##### Loans – FCBB

Criteria	Retail (incl Credit Cards)	Commercial/Corporate Loans
Absolute Measure	31 days past due/ Classified Special Mention	31 days past due/ Classified Special Mention

##### Investments – Group wide

Criteria	Investment Grade Portfolio	Single "B" Speculative Grade Portfolio
Absolute Measure	PD- 15% or higher	PD -25% or higher
AND	AND	AND
Relative Measure	One notch downgrade (internal rating scale)	One notch downgrade (internal rating scale)
OR	OR	OR
Special Consideration	Eurobonds with Trigger 3 Breaches	Eurobonds with Trigger 3 Breaches

The Group has not used the low credit risk exemption for any financial instruments in the year ended 30 September 2018.

With respect to the cure for SICR, the group considers a significant decrease in credit risk has occurred when the following happens:

##### Loans

Retail Loans (incl Credit Cards)	Commercial/Corporate Loans
Payments received for six months consecutively	Payments received for six months consecutively
Loan classification upgrade to Pass	Loan classification upgrade to Pass
	Borrower's BRR returned to original rate just prior to the SICR

# First Citizens Holdings Limited And Its Subsidiaries

## Notes to the Consolidated Financial Statements (continued)

30 September 2018

(Expressed in Trinidad and Tobago dollars)

### 3 Financial risk management (continued)

#### a. Credit risk (continued)

##### Significant increase in credit risk (SICR) (continued)

##### Investments

Criteria	Investment Grade Portfolio	Single "B" Speculative Grade Portfolio
Absolute Measure	PD- 12.5% or lower	PD -25% or lower
AND	AND	AND
Relative Measure	Credit rating reverts to level just prior being deemed an having an SICR	One notch upgrade (internal rating scale)
OR	OR	OR
Special Consideration	No credit stop loss breaches	No credit stop loss breaches

#### (iv) Definition of default and credit-impaired assets

The Group defines a financial instrument as in default, which is fully aligned with the definition of credit-impaired, when it meets one or more of the following criteria:

##### - Quantitative criteria

The borrower is more than 90 days past due on its contractual payments.

##### - Qualitative criteria

The borrower meets unlikeliness to pay criteria, which indicates the borrower is in significant financial difficulty. These are instances where:

- The borrower formally files for bankruptcy or there is a commencement of foreclosure proceedings.
- The obligation is classified Doubtful or worse as per the Group's classification process.
- A modification to the terms and conditions of the original agreement that would not normally be considered is executed
- Restructure proceedings or an indication of the intention to restructure is initiated by the issuer (investments only).

The criteria above have been applied to all financial instruments held by the Group and are consistent with the definition of default used for internal credit risk management purposes. The default definition has been applied consistently to model the Probability of Default (PD), Exposure at Default (EAD) and Loss Given Default (LGD), throughout the Group's expected loss calculations.

A loan instrument is considered to no longer be in default (i.e. to have cured) when it no longer meets any of the default criteria for a consecutive period of six months.

An investment instrument is considered to no longer be in default (i.e. to have cured) when it has been restructured. An exception exists for credit impaired facilities at origination.

# First Citizens Holdings Limited And Its Subsidiaries

## Notes to the Consolidated Financial Statements (continued)

30 September 2018

(Expressed in Trinidad and Tobago dollars)

---

### 3 Financial risk management (continued)

#### a. Credit risk (continued)

##### (v) Measuring ECL - Explanation of inputs, assumptions and estimation techniques

The Expected Credit Loss (ECL) is measured on either a 12-month (12M) or lifetime basis depending on whether a significant increase in credit risk has occurred since initial recognition or whether an asset is considered to be credit-impaired. Expected credit losses are the discounted product of the Probability of Default (PD), Exposure at Default (EAD), and Loss Given Default (LGD), defined as follows:

- The PD represents the likelihood of a borrower defaulting on its financial obligation (as per "Definition of default and credit-impaired" above), either over the next 12 months (12M PD), or over the remaining lifetime (Lifetime PD) of the obligation.
- EAD is based on the amounts the Group expects to be owed at the time of default, over the next 12 months (12M EAD) or over the remaining lifetime (Lifetime EAD). For example, for a revolving commitment, the Group includes the current drawn balance plus any further amount that is expected to be drawn up to the current contractual limit by the time of default, should it occur.
- Loss Given Default (LGD) represents the Group's expectation of the extent of loss on a defaulted exposure. LGD varies by seniority of claim and product type, while the availability of collateral is factored before LGD is considered. A robust system for recovering on all delinquent facilities managed by specialized units ensures that early measures are taken to contain loss. The recovery on the various products managed by the Group are recorded and this historical information is used to determine LGD. LGD is expressed as the percentage of loss expected to be made if the default occurs over the remaining expected lifetime of the loan.

The ECL is determined by multiplying the PD, LGD and EAD after taking into consideration the discounted present value of the EAD and collateral enhancements. The EAD is determined by reducing the outstanding balance from the discounted collateral value. The cost of disposal of the collateral item is factored together with the time frame for disposal before discounting to present values. The discount rate used in the ECL calculation is the original effective interest rate.

The lifetime and 12-month PDs are determined differently for loans and investments. The investments PDs are taken from the Standard & Poors (S&P) transition matrix, while the loans' PDs are derived from the historical experience of the Group over a period, calculated using a vintage analysis methodology. The EAD is considered as follows:

- For amortising products and bullet repayment loans, this is based on the contractual repayments owed by the borrower over a 12 month or lifetime basis. This will also be adjusted for any expected overpayments made by a borrower. Early repayment assumptions are also incorporated into the calculation.
- For revolving products, the exposure at default is calculated by taking current drawn balance and adding a "credit conversion factor" which allows for the expected drawdown of the remaining limit by the time of default. These assumptions vary by product type and current limit utilisation band, based on an analysis of the product's usage over a two year period. (Note 3.a.vi)
- The 12 month and lifetime LGDs are determined based on the factors which impact the recoveries made post default. These vary by product type and are influenced by the collection strategies of the specialist units managing the process. (Note 3.a.vi)

# First Citizens Holdings Limited And Its Subsidiaries

## Notes to the Consolidated Financial Statements (continued)

30 September 2018

(Expressed in Trinidad and Tobago dollars)

### 3 Financial risk management (continued)

#### a. Credit risk (continued)

##### (vi) Forward-looking information incorporated in the ECL models

The calculation of ECL incorporates forward-looking information. The Group has performed historical analysis and identified the key economic variables impacting credit risk and expected credit losses for each portfolio.

##### Loan portfolio

For the scorecard model, the macro economic factors and the weights attached to them were chosen based on management's judgment and experience. Weights were assigned to distinguish those factors which would have a higher impact when compared to others. We note that one set of weights was developed for the Retail Loan Book and another set of weights for the Corporate/Commercial Loan book since in management's view the impact of macroeconomic factors differ significantly for these two categories of loans.

For each jurisdiction four macro-economic factors were used, three of them being consistent in all countries and one indicator being flexed based on the economic activity impact on the country. The Unemployment rate, real GDP growth and Inflation were seen to have impact on default in all countries and the Oil Price, Tourist Arrivals and FX Spot were used as the country specific indicator for Trinidad & Tobago, Barbados, and Cost Rica & LATAM respectively. In our assessment of the retail loan book unemployment was seen to have a direct impact on recoverability and thus weighted heavily on the retail portfolio. Real GDP Growth influenced the corporate/commercial loan book and was the heavier weighted factor for that portfolio. In management's view inflation would also have an impact on loan default and while not as significant as some of the other factors it was also included in the assessment.

Outlooks were provided for each of these variables to derive a weighted adjustment factor that was then applied to the loans to reflect the macro –economic effect.

The tables below show the macroeconomic factors selected and attendant weights:

#### RETAIL LOAN PORTFOLIO

<i>Trinidad and Tobago</i>	<i>Barbados</i>	<i>Weight</i>
Unemployment rate	Unemployment rate	0.7
Real GDP Growth	Real GDP Growth	0.1
Inflation	Inflation	0.05
<i>Oil Price</i>	<i>Tourist Arrivals</i>	0.15
<i>Total</i>		<i>1</i>

#### CORPORATE COMMERCIAL LOAN PORTFOLIO

<i>Trinidad and Tobago</i>	<i>Barbados</i>	<i>Costa Rica and LATAM</i>	<i>Weight</i>
Unemployment rate	Unemployment rate	Unemployment Rate	0.1
Real GDP Growth	Real GDP Growth	Real GDP Growth	0.7
Inflation	Inflation	Inflation	0.05
<i>Oil Price</i>	<i>Tourist Arrivals</i>	<i>FX Spot</i>	0.15
<i>Total</i>			<i>1</i>

# First Citizens Holdings Limited And Its Subsidiaries

## Notes to the Consolidated Financial Statements (continued)

30 September 2018

(Expressed in Trinidad and Tobago dollars)

---

### 3 Financial risk management (continued)

#### a. Credit risk (continued)

##### (vi) Forward-looking information incorporated in the ECL models (continued)

The weighting assigned to each economic scenario as at September 30 2018 were as follows:-

	Base	Upside	Downside
Loans	80%	10%	10%

The weighting assigned to each economic scenario as at September 30 2017 were as follows:-

	Base	Upside	Downside
Loans	80%	10%	10%

The Group also made the following key assumptions in its assessment:-

#### *Credit Cards*

The average lifetime of credit card facilities were calculated as 6 years for FCTT and 7 years for FCBB. In determining the tenor of these facilities an average of the accounts in existence to reporting date, together with the accounts closed over the last ten years was used to calculate the average life.

#### *Overdrafts*

In order to determine the lifetime of the consumer overdraft facilities an average of all overdrafts opened and closed to date was calculated. This calculation resulted in the identification of 6 years & 7 years for personal and staff overdrafts respectively.

Commercial overdraft facilities are subject to the annual review process which is very comprehensive and considers the financial statements together with the risk profile of the customer. If necessary the facility can be recalled at the annual review level. This product was therefore deemed to have a one year lifetime.

#### *Recovery rates*

Recovery rates used on loans represents the actual historical experience since inception of recovery on charged-off accounts by product type. These accounts have no attached collateral, however a robust system is in place for tracking collections on these loans. In the instance of loans that are on booked in jurisdictions outside of Trinidad & Tobago and Barbados, sufficient recovery information was not available therefore the Trinidad recovery experience was applied to those loans of other jurisdictions.

#### *Credit conversion factors*

Used to determine the undrawn element of revolving facilities, the credit conversion factors were calculated using the quarterly exposure for overdrafts and monthly exposure for credit cards over a two (2) year period. A maximum average of the quarterly or monthly exposure was taken for loans or credit cards respectively.

# First Citizens Holdings Limited And Its Subsidiaries

## Notes to the Consolidated Financial Statements (continued)

30 September 2018

(Expressed in Trinidad and Tobago dollars)

---

### 3 Financial risk management (continued)

#### a. Credit risk (continued)

##### (vi) Forward-looking information incorporated in the ECL models (continued)

###### *Determination of macroeconomic scenarios and probabilities*

For each sovereign, Management determine a macroeconomic driver, which is statistically linked to the credit risk of that sovereign. Once this lead indicator is established, correlation analysis is conducted between this macroeconomic indicator and key sovereign credit risk metrics, where the sign and strength of correlation coefficients determine which are most significant. These (three) selected sovereign credit risk metrics are determined based on their importance as key sovereign credit rating drivers and are comprised of both fiscal and debt indicators as well as measures of external liquidity. To quantify the impact of the lead macroeconomic driver on each of the credit risk metric, OLS regression is conducted. To establish the alternative scenarios required by IFRS 9, the lead macroeconomic driver is 'shocked', such that the official forecast for each year moves up and down by a multiple of the historical standard deviation to establish a best- and worse-case. Once these new values are derived, they are inputted into the OLS regression equation for each of the key sovereign credit risk metric to quantify how credit risk changes in the alternative scenarios.

These data points are used in the determination of a credit rating for the sovereign in each of the different scenarios for the forecasted period. To assign probabilities, we adopt the Standard and Poor's Transition Matrix, which is computed by comparing the issuer ratings at the beginning of a period with the ratings at the end of the period. This essentially provides us with a probability of moving from the current credit rating to the forecasted rating.

Credit ratings were forecasted for the next three years using the macro-economic overlay model. The weightings applied to the forecasted ratings were 60% for year 1, 20% each for year 2 and 3. These weightings were determined based on management's judgment and experience.

###### *Investments*

These economic variables and their associated impact on the PD, EAD and LGD vary by financial instrument. Management judgment has also been applied in this process. Forecasts of these economic variables (the "base economic scenario") are provided by the Research & Analytics team on a periodic basis and provide the best estimate view of the economy over the next three years. After three years, to project the economic variables out for the full remaining lifetime of each instrument, a mean reversion approach has been used, which means that economic variables tend to either a long run average rate (e.g. for unemployment) or a long run average growth rate (e.g. GDP) over a period of two to five years. The impact of these economic variables on the PD, EAD and LGD has been determined by performing statistical regression analysis to understand the impact changes in these variables have had historically on default rates and on the components of LGD and EAD.

In addition to the base case scenario the Research & Analytics team also provided other possible scenarios along with scenario weightings. The number of other scenarios used was set with the only exception being the addition of a fourth scenario if the base and current differed. The number of scenarios and their attributes are reassessed at each reporting date. The scenario weightings are determined by a combination of statistical analysis and expert credit judgement, taking account of the range of possible outcomes each chosen scenario is representative of.

Country specific indicators were used for different countries around the world in the sovereign overlay model.

###### *Economic assumptions*

The most significant period-end assumptions used for the ECL estimate as at 30 September 2018 are set out below. The scenarios "base", "best" and "worst" were used for the investment portfolios.



# First Citizens Holdings Limited And Its Subsidiaries

## Notes to the Consolidated Financial Statements (continued)

30 September 2018

(Expressed in Trinidad and Tobago dollars)

### 3 Financial risk management (continued)

#### a. Credit risk (continued)

##### (vi) Forward-looking information incorporated in the ECL models (continued)

###### Sensitivity analysis

The most significant assumptions affecting the ECL allowance are as follows:

###### Retail portfolios

- (i) Unemployment rate, given its impact on secured and unsecured borrowers' ability to meet their contractual repayments.

###### Corporate/Commercial portfolios

- (i) GDP, given the significant impact on companies performance and collateral valuations;

Set out below are the changes to the ECL as at 30 September 2018 that would result from reasonably possible changes in these parameters from the actual assumptions used in the Group's economic variable assumptions (for example, the impact on ECL of increasing the estimated unemployment rate by [X]% in each of the base, best and worst):

#### Unemployment Rates

	PDs		
	-1%	No Change	1%
	"000	"000	"000
	40,029		40,209

#### GDP

	LGDs		
	-1%	No Change	1%
	"000	"000	"000
	2,854		2,854

# First Citizens Holdings Limited And Its Subsidiaries

## Notes to the Consolidated Financial Statements (continued)

30 September 2018

(Expressed in Trinidad and Tobago dollars)

---

### 3 Financial risk management (continued)

#### a. Credit risk (continued)

##### (vii) Grouping of instruments for losses measured on a collective basis

For expected credit loss provisions modelled on a collective basis, a grouping of exposures is performed on the basis of shared risk characteristics, such that risk exposures within a group are homogeneous.

In performing this grouping, the characteristic of the risk profile was taken into consideration. The grouping was done for one main product type as outlined below:

Credit Cards Groupings for collective measurement

- All Stages

The following exposures are assessed individually:

Retail – All stages

Corporate/Commercial – All stages

Investments

The appropriateness of groupings is monitored and reviewed on a periodic basis by the Credit Risk Management team.

##### (viii) Risk limit control and mitigation policy

The Group structures the levels of credit risk it undertakes by placing limits on the amount of risk accepted in relation to one borrower, groups of borrowers, industry and country segments. The Group monitors its concentration of credit exposure so that no single borrower or industry default will have a material impact on the Group. These limits are implemented and monitored by the Credit Risk Management Unit via the stipulations of the Group Credit Policy Manual. In instances where it is strategically beneficial and adequately documented, the Group would seek approval on an exception basis for variation to its standard approved limits from the Board of Directors.

##### (a) Single borrower and borrower group exposure limits

Limits established by regulatory authorities have been incorporated into the credit policies where concentration is restricted by limiting credit amounts to a percentage of the capital base. This is supported by a stringent reporting requirement and is further enhanced by policies requiring periodic review of all commercial credit relationships.

##### (b) Industry exposure limits

These limits have been established based on a ranking of the riskiness of various industries. The ranking is guided by a model developed for the Group for this purpose. The model utilises a scale incorporating scores of 1 to 8 with 1 being the least risky. These have been consolidated into four (4) bands of exposure limits which have been set in relation to the total credit portfolio with a relatively smaller limit being assigned to the more risky industries.

##### (c) Country exposure limits

Exposure limits have been established for selected countries which are considered to be within the Group's off-shore target market. Five risk categories have been developed and the selected countries have been assigned to these categories based either on ratings issued by acceptable rating agencies or the Group's own internal assessment of the economic and political stability of the target. Maximum cross border exposure has been limited to a pre-determined portion of total assets and this amount is allocated to the various risk categories with a larger share being allocated to the more highly rated categories.

# First Citizens Holdings Limited And Its Subsidiaries

## Notes to the Consolidated Financial Statements (continued)

30 September 2018

(Expressed in Trinidad and Tobago dollars)

---

### 3 Financial risk management (continued)

#### a. Credit risk (continued)

##### (viii) Risk limit control and mitigation policy (continued)

##### (d) Collateral

The Group employs a range of policies and practices to mitigate credit risk. The most common of these is accepting collateral for funds advanced. The Group has internal policies on the acceptability of specific classes of collateral or credit risk mitigation.

The Group requires a valuation of the collateral obtained as part of the loan origination process. This assessment is reviewed periodically. The principal collateral types for loans and advances are:

- Mortgages over residential properties;
- Charges over cash and cash convertible instruments.
- Charges over business assets such as premises, inventory and accounts receivable; and Charges over financial instruments such as debt securities and equities.

Longer-term finance and lending to corporate/commercial entities are generally secured; revolving individual credit facilities are generally unsecured.

Collateral held as security for financial assets other than loans and advances depends on the nature of the instrument. Debt securities, treasury and other eligible bills are generally unsecured, with the exception of asset-backed securities and similar instruments, which are secured by portfolios of financial instruments.

The Group's policies regarding obtaining collateral have not changed significantly during the period and there has been no significant change in the overall quality of the collateral held by the Group since the prior period.

##### (e) Liquidity support agreement

The terms of the Liquidity Support Agreement (LSA) under which First Citizens Bank Limited (the Bank) acquired Caribbean Money Market Brokers Limited (CMMB), now First Citizens Investment Services Limited (FCIS), outlined certain financial assurances given by the Government of Republic of Trinidad and Tobago (GORTT) to the Bank, that provided for the indemnification of the Bank against various claims, losses or liabilities if incurred by FCIS within a stipulated period of time after the date of acquisition in relation to obligations existing or default on assets owned by FCIS at the date of the acquisition.

The LSA dated 15 May 2009 and made between the GORTT, the Central Bank of Trinidad and Tobago (CBTT) and the Bank provided that all reasonable claims by the Bank in respect of such losses were expected to be settled, once the Bank had made all reasonable efforts to recover or resist such claims, losses or liabilities. The Bank committed to reimburse FCIS for any losses incurred by FCIS against which the Bank has been indemnified.

Losses which are covered under the LSA include losses in respect of balances due from CL Financial and its affiliates accruing from the date that CMMB was acquired by the Bank to the greater of the maturity date of the obligation or 6 years from the date of completion of the share transfer of CMMB to the Bank.

# First Citizens Holdings Limited And Its Subsidiaries

## Notes to the Consolidated Financial Statements (continued)

30 September 2018

(Expressed in Trinidad and Tobago dollars)

### 3 Financial risk management (continued)

#### a. Credit risk (continued)

##### (viii) Risk limit control and mitigation policy (continued)

##### (e) Liquidity support agreement (continued)

The Ministry of Finance continues to recognise its commitment under the LSA agreement by way of granting consecutive extensions under the Liquidity Support Agreement for the periods: 16 May 2015 to 15 November 2016 and subsequently for the period 15 November 2016 to 14 November 2017 and 15 November 2017 to 14 November 2018. Additionally, the Ministry of Finance has made good and settled in full subsequent claims made for losses and expenses incurred resulting from obligations commensurate with the Liquidity Support Agreement.

The Ministry of Finance in its response in letter dated 17 September 2018 has agreed to another extension for a twelve month period effective from 15 November 2018 to 14 November 2019 commensurate under the Liquidity Support Agreement dated 15 May 2009. This was subsequently formalised via the "Fourth Supplementary Liquidity Support Agreement" dated 19 September 2018.

##### (f) Credit-related commitments

The primary purpose of these instruments is to ensure that funds are available to a customer as required. Guarantees and standby letters of credit carry the same credit risk as loans. Documentary and commercial letters of credit – which are written undertakings by the Group on behalf of a customer authorising a third party to draw drafts on the Group up to a stipulated amount under specific terms and conditions – are collateralised by the underlying shipments of goods to which they relate and therefore carry less risk than a direct loan.

##### (viii) Impairment and provisioning policies

The Group's impairment provision policy is covered in detail in Note 2(e.i .c).

##### (ix) Maximum exposure to credit risk before collateral held or other credit enhancement

	Gross maximum exposure 2018 \$'000	Gross maximum exposure 2017 \$'000
Credit risk exposures relating to financial assets carried on the Group's consolidated statement of financial position are as follows:		
Cash and bank balances	4,816,122	3,718,987
Statutory Deposit with Central Bank	4,243,111	3,387,702
Investment instruments		
Hold to collect and sell	10,507,714	12,433,633
Hold to collect	4,912,938	3,228,053
Hold for trading		
Loans to customers	16,260,306	14,740,620
Loan notes	273,943	342,428
Other assets	466,510	303,968
Credit Commitments	1,560,259	614,583
Financial Guarantees	<u>209,281</u>	<u>266,621</u>
Total credit risk exposure	<u>43,250,184</u>	<u>39,036,595</u>

The above table represents a worst case scenario of credit risk exposure to the Group without taking account of any collateral held or other credit enhancements attached.

# First Citizens Holdings Limited And Its Subsidiaries

## Notes to the Consolidated Financial Statements (continued)

30 September 2018

(Expressed in Trinidad and Tobago dollars)

### 3 Financial risk management (continued)

#### a. Credit risk (continued)

##### (x) Loans to customers and other financial assets

The following table contains an analysis of the credit risk exposure of financial instruments for which an ECL allowance is recognised. The gross carrying amount of financial assets below also represents the Group's maximum exposure to credit risk on these assets.

	Retail 30-Sep-18			Total \$'000	Sep-17 \$'000
	Stage 1 12-month ECL \$'000	Stage 2 Lifetime ECL \$'000	Stage 3 Lifetime ECL \$'000		
	Installment loans	1,529,412	124,109		
Demand loans	244,312	30,375	82,878	357,365	376,617
Overdrafts	3,229	581	18,665	22,475	9,406
Credit Card	511,795	15,150	36,279	563,224	494,448
Mortgages	2,384,397	282,145	128,262	2,794,804	2,714,716
<b>Gross loans</b>	<b>4,673,145</b>	<b>452,360</b>	<b>321,424</b>	<b>5,446,929</b>	<b>5,038,246</b>
Loss allowance	(15,897)	(6,718)	(153,962)	(176,577)	(138,788)
<b>Carrying balance</b>	<b>4,657,248</b>	<b>445,642</b>	<b>167,462</b>	<b>5,270,352</b>	<b>4,899,457</b>

Type of facility	Commercial & Corporate 30-Sep-18			Total \$'000	Sep-17 \$'000
	Stage 1 12-month ECL \$'000	Stage 2 Lifetime ECL \$'000	Stage 3 Lifetime ECL \$'000		
	Demand Loan	9,710,502	493,129		
Overdraft	215,728	173,763	13,866	403,357	421,543
<b>Gross loans</b>	<b>9,926,230</b>	<b>666,892</b>	<b>220,255</b>	<b>10,813,377</b>	<b>9,702,376</b>
Loss allowance	(11,771)	(7,644)	(49,358)	(68,773)	(46,934)
<b>Carrying balance</b>	<b>9,914,459</b>	<b>659,248</b>	<b>170,897</b>	<b>10,744,604</b>	<b>9,655,442</b>

Credit rating	Investments 30-Sep-18			Total \$'000	Sep-17 \$'000
	Stage 1 12-month ECL \$'000	Stage 2 Lifetime ECL \$'000	Stage 3 Lifetime ECL \$'000		
	Investment grade	13,180,593	34,945		
Standard monitoring	1,267,228	--	--	1,267,228	1,234,715
Special monitoring	--	83,030	--	83,030	484,978
Default	--	--	856,514	856,514	60,724
<b>Gross loans</b>	<b>14,447,821</b>	<b>117,975</b>	<b>856,514</b>	<b>15,422,310</b>	<b>15,800,032</b>
Loss allowance	(19,586)	(10,075)	(365,415)	(395,076)	(290,057)
<b>Carrying balance</b>	<b>14,428,235</b>	<b>107,900</b>	<b>491,102</b>	<b>15,027,234</b>	<b>15,509,975</b>

**First Citizens Holdings Limited And Its Subsidiaries**  
**Notes to the Consolidated Financial Statements (continued)**

**30 September 2018**

*(Expressed in Trinidad and Tobago dollars)*

**3. Financial risk management (continued)**

a) *Credit risk (continued)*

	September 30 2018			September 30 2017		
	Gross Balance \$'000	ECL Allowance \$'000	Carrying Balance \$'000	Gross Balance \$'000	ECL Allowance \$'000	Carrying Balance \$'000
IG						
60	106,862	(33,273)	73,589	122,901	(39,110)	83,791
65	80,297	(10,865)	69,432	39,575	(3,967)	35,608
80	54,490	(1,152)	53,338	42,869	(754)	42,115
85	2,023,027	(54,914)	1,968,113	1,840,863	(43,499)	1,797,364
90	1,931,749	(14,670)	1,917,079	1,848,324	(7,616)	1,840,708
95	668,552	(250)	668,302	634,123	(109)	634,014
98	954	--	954	1,348	--	1,348
Credit Cards	563,225	(43,680)	519,545	499,889	(35,377)	464,512
DDA	17,773	(17,773)	--	8,354	(8,354)	--
<b>Gross Loans</b>	<b>5,446,929</b>	<b>(176,577)</b>	<b>5,270,352</b>	<b>5,038,246</b>	<b>(138,786)</b>	<b>4,899,460</b>

**First Citizens Holdings Limited And Its Subsidiaries**  
**Notes to the Consolidated Financial Statements (continued)**  
**30 September 2018**  
*(Expressed in Trinidad and Tobago dollars)*

3. Financial risk management (continued)

b) Credit risk (continued)

BRR	Commercial & Corporate September 30 2018						Total \$'000
	1 \$'000	2 \$'000	3 \$'000	4 \$'000	5 \$'000	6 \$'000	
Gross Loans		187,393	3,635,553	2,098,461	2,104,483	1,233,952	9,259,842
Loss Allowance		--	--	(3,078)	(4,923)	(9,828)	(17,829)
<b>Carrying Balance</b>		<b>187,393</b>	<b>3,635,553</b>	<b>2,095,384</b>	<b>2,099,560</b>	<b>1,224,124</b>	<b>9,242,014</b>
<b>IG- ratings</b>							
	60	80	85	90	95	98	Total
	\$'000	\$'000	\$'000	\$'000	\$'000	\$'000	\$'000
Gross Loans	25,336	84,898	559,537	562,305	222,774	769	1,553,535
Loss Allowance	(15,230)	(1,030)	(17,562)	(2,572)	(2,380)	--	(50,944)
<b>Carrying Balance</b>	<b>10,106</b>	<b>83,868</b>	<b>541,975</b>	<b>559,733</b>	<b>220,394</b>	<b>769</b>	<b>1,502,591</b>
<b>Total carrying balance</b>	<b>10,106</b>	<b>271,261</b>	<b>4,177,528</b>	<b>2,655,117</b>	<b>2,319,954</b>	<b>1,224,893</b>	<b>10,744,605</b>

BRR	Commercial & Corporate September 30 2017						Total \$'000
	1 \$'000	2 \$'000	3 \$'000	4 \$'000	5 \$'000	6 \$'000	
Gross Loans	100,389	--	3,058,501	2,047,910	1,491,026	1,415,946	8,113,712
Loss Allowance	--	--	--	--	(2,866)	(9,928)	(12,794)
<b>Carrying Balance</b>	<b>100,389</b>	<b>--</b>	<b>3,058,501</b>	<b>2,047,910</b>	<b>1,488,160</b>	<b>1,406,018</b>	<b>8,100,978</b>
<b>IG- ratings</b>							
	60	80	85	90	95	98	Total
	\$'000	\$'000	\$'000	\$'000	\$'000	\$'000	\$'000
Gross Loans	46,092	84,446	722,575	569,246	91,054	1,354	1,588,606
Loss Allowance	(13,557)	(221)	(6,545)	(1,148)	(108)	--	(34,142)
<b>Carrying Balance</b>	<b>32,535</b>	<b>84,225</b>	<b>716,030</b>	<b>568,098</b>	<b>90,946</b>	<b>1,354</b>	<b>1,554,464</b>
<b>Total carrying balance</b>	<b>32,535</b>	<b>271,618</b>	<b>3,774,531</b>	<b>2,616,008</b>	<b>1,579,106</b>	<b>1,407,372</b>	<b>9,655,442</b>

# First Citizens Holdings Limited And Its Subsidiaries

## Notes to the Consolidated Financial Statements (continued)

30 September 2018

(Expressed in Trinidad and Tobago dollars)

### 3. Financial risk management (continued)

#### c) Credit risk (continued)

##### (xi) Maximum exposure to credit risk

The Group closely monitors collateral held for financial assets considered to be credit-impaired, as it becomes more likely that the Group will take possession of collateral to mitigate potential credit losses. Financial assets that are credit-impaired and related collateral held in order to mitigate potential losses are shown below

#### Credit impaired assets

30 September 2018	Gross exposure \$'000	Impairment allowance \$'000	Carrying amount \$'000	Fair value collateral held \$'000
<b>Individual (retail customers)</b>				
Instalment loans	55,540	(45,788)	9,752	57,488
Demand loans	82,675	(30,723)	51,952	70,953
Overdrafts	18,665	(6,097)	12,568	164
Credit cards	36,279	(36,279)	-	-
Mortgages	128,265	(35,075)	93,190	164,628
Sub-total	321,424	(153,962)	167,462	293,233
<b>Corporate &amp; Commercial</b>				
Other loans	194,893	(38,314)	156,579	452,322
Mortgages	25,362	(11,044)	14,318	38,726
Sub-total	220,255	(49,358)	170,897	491,048
<b>Total loans to customers</b>	<b>541,679</b>	<b>(203,320)</b>	<b>338,359</b>	<b>784,281</b>



# First Citizens Holdings Limited And Its Subsidiaries

## Notes to the Consolidated Financial Statements (continued)

30 September 2018

(Expressed in Trinidad and Tobago dollars)

### 3 Financial risk management (continued)

#### a. Credit risk (continued)

(xi) Maximum exposure to credit risk -

#### Credit impaired assets

30 September 2017	Gross exposure \$'000	Impairment allowance \$'000	Carrying amount \$'000	Fair value collateral held \$'000
<b>Individual (retail customers)</b>				
Instalment loans	41,244	(32,817)	8,427	17,239
Demand loans	66,092	(24,896)	41,196	59,519
Overdrafts	9,072	(10,979)	(1,907)	211
Credit cards	29,636	(29,636)	--	--
Mortgages	115,996	(21,378)	94,618	135,658
Sub-total	262,040	(119,706)	142,334	212,627
<b>Corporate &amp; Commercial</b>				
Demand loans	169,229	(29,927)	139,302	322,532
Overdrafts	13,636	(4,014)	9,622	37,601
Sub-total	182,865	(33,941)	148,924	360,133
<b>Total loans to customers</b>	<b>444,905</b>	<b>(153,647)</b>	<b>291,258</b>	<b>572,760</b>

The following table shows the distribution of Loan to Value ratios (LTV) for the Group's mortgage credit-impaired portfolio:-

Mortgage Portfolio - LTV distribution	Credit-impaired (Gross carrying amount) \$'000
Lower than 50%	15,930
50 to 60%	21,405
60 to 70%	19,497
70 to 80%	11,556
80 to 90%	12,540
90 to 100%	12,174
greater than 100%	82,450
<b>Total</b>	<b>175,552</b>

# First Citizens Holdings Limited And Its Subsidiaries

## Notes to the Consolidated Financial Statements (continued)

30 September 2018

(Expressed in Trinidad and Tobago dollars)

---

### 3 Financial risk management (continued)

#### a. Credit risk (continued)

##### (xii) Loss allowance

The loss allowance recognised in the period is impacted by a variety of factors, as described below:

- Transfers between Stage 1 and Stages 2 or 3 due to financial instruments experiencing significant increases (or decreases) of credit risk or becoming credit-impaired in the period, and the consequent step up (or step down) between 12 month and lifetime ECL;
- Additional allowances for new financial instruments recognised during the period, as well as releases for financial instruments de-recognised in the period;
- Impact on the measurement of ECL due to changes in PDs, EADs and LGDs in the period, arising from regular refreshing of inputs to models; currently nine years of data for PDs are being used, however it is management's intention to have a ten year rolling average for the PDs.
- Impacts on the measurement of ECL due to changes made to models and assumptions;
- Discount unwind within ECL due to the passage of time, as ECL is measured on a present value basis;
- Foreign exchange retranslations for assets denominated in foreign currencies and other movements; and
- Financial assets that were written off during the period (3.a.xiii).

**First Citizens Holdings Limited And Its Subsidiaries**  
**Notes to the Consolidated Financial Statements (continued)**  
**30 September 2018**  
*(Expressed in Trinidad and Tobago dollars)*

3 Financial risk management (continued)

a. Credit risk (continued)

(xii) Loss allowance (continued)

The following tables explain the changes in the loss allowance between the beginning and the end of the annual period due to these factors:

Retail	Stage 1 12-month ECL \$'000	Stage 2 Lifetime ECL \$'000	Stage 3 Lifetime ECL \$'000	Total \$'000
<b>Loss allowance as at 1 October 2017</b>	14,538	4,537	119,713	138,788
<b>Movement with P&amp;L Impact</b>				
Transfer from stage 1 to stage 2	(1,137)	1,820	-	683
Transfer from stage 1 to stage 3	(324)	-	16,256	15,932
Transfer from stage 2 to stage 1	807	(942)	-	(135)
Transfer from stage 2 to stage 3	-	(614)	10,427	9,813
Transfer from stage 3 to stage 1	23	-	(989)	(966)
Transfer from stage 3 to stage 2	-	31	(579)	(548)
New financial assets originated	6,676	2,258	21,938	30,872
Change in PDS/LGDs/EADs	(230)	143	(101)	(188)
Repayments	(2,273)	(816)	(3,128)	(6,217)
Unwind of discounts	(2,183)	301	(1,610)	(3,492)
FX and other movements	-	-	-	-
<b>Total net P&amp;L charge during the period</b>	1,359	2,181	42,214	42,754
<b>Other movement with no P&amp;L impact</b>	-	-	-	-
Financial assets derecognised during the period	-	-	(7,965)	(7,965)
Write-offs	-	-	-	-
<b>Loss allowance as at 30 September 2018</b>	15,897	6,718	153,962	176,577

**First Citizens Holdings Limited And Its Subsidiaries**  
**Notes to the Consolidated Financial Statements (continued)**  
**30 September 2018**  
*(Expressed in Trinidad and Tobago dollars)*

3 Financial risk management (continued)	Stage 1	Stage 2	Stage 3	Total
a. Credit risk (continued)	12-month ECL	Lifetime ECL	Lifetime ECL	ECL
(xii) Loss allowance (continued)	\$'000	\$'000	\$'000	\$'000
<b>Commercial &amp; Corporate</b>				
<b>Loss allowance as at 1 October 2017</b>	8,595	4,396	33,943	46,934
<b>Movement with P&amp;L Impact</b>				
Transfer from stage 1 to stage 2	(300)	2,255	-	1,955
Transfer from stage 1 to stage 3	(446)	-	12,165	11,719
Transfer from stage 2 to stage 1	12	(11)	-	1
Transfer from stage 2 to stage 3	-	(1,293)	13,257	11,964
Transfer from stage 3 to stage 2	-	-	(8)	(8)
New financial assets originated	5,632	4,939	3,924	14,495
Change in PDS/LGDs/EADs	(174)	-	(42)	(216)
Repayments	(1,081)	(2,553)	(8,298)	(11,932)
Unwind of discounts	(467)	(89)	(1,376)	(1,932)
FX and other movements	-	-	-	-
<b>Total net P&amp;L charge during the period</b>	3,176	3,248	19,622	26,046
<b>Other movement with no P&amp;L impact</b>				
Financial assets derecognised during the period	-	-	(4,207)	(4,207)
Write-offs	-	-	-	-
<b>Loss allowance as at 30 September 2018</b>	11,771	7,644	49,358	68,773

**First Citizens Holdings Limited And Its Subsidiaries**  
**Notes to the Consolidated Financial Statements (continued)**  
**30 September 2018**  
*(Expressed in Trinidad and Tobago dollars)*

3 Financial risk management (continued)

a. Credit risk (continued)

(xii) Loss allowance (continued)

Investments	Stage 1 12-month ECL \$'000	Stage 2 Lifetime ECL \$'000	Stage 3 Lifetime ECL \$'000	Total \$'000
Loss allowance as at 1 October 2017	100,602	154,856	34,599	290,057
<b>Movement with P&amp;L Impact</b>				
Transfer from stage 1 to stage 2	(12,093)	15,107	-	3,014
Transfer from stage 1 to stage 3	(12,379)	(120,904)	181,856	48,573
Transfer from stage 2 to stage 1	77	(1,044)	-	(967)
Transfer from stage 2 to stage 3	-	(23,788)	35,816	12,028
New financial assets originated	-	195	104,663	104,858
Change in PDS/LGDs/EADs	56	(9,189)	8,478	(655)
Repayment	(56,677)	(5,158)	-	(61,835)
FX and other movements	-	-	-	-
<b>Total net P&amp;L charge during the period</b>	<b>(81,016)</b>	<b>(144,781)</b>	<b>330,813</b>	<b>105,016</b>
<b>Other movement with no P&amp;L impact</b>	-	-	-	-
Financial assets derecognised during the period	-	-	-	-
Write-offs	-	-	-	-
<b>Loss allowance as at 30 September 2018</b>	<b>19,586</b>	<b>10,075</b>	<b>365,412</b>	<b>395,073</b>

# First Citizens Holdings Limited And Its Subsidiaries

## Notes to the Consolidated Financial Statements (continued)

30 September 2018

(Expressed in Trinidad and Tobago dollars)

### 3 Financial risk management (continued)

#### a. Credit risk (continued)

##### (xii) Loss allowance (continued)

Significant changes in the gross carrying amount of financial assets that contributed to changes in the loss allowance were as follows:

- New loans facilities originated during the period, increased the gross carrying amount of the relative books by 32.6%, with a corresponding \$45.5M increase in loss allowance measured.
- The write-off of loans and investments with a total gross carrying amount of \$12.0M resulted in the reduction of the Stage 3 loss allowance by the same amount.

The following table further explains changes in the gross carrying amount of the loan portfolio to help explain their significance to the changes in the loss allowance for the same portfolio as discussed above:

#### Retail

	30 September 2018			Total \$'000
	Stage 1 12-month ECL \$'000	Stage 2 Lifetime ECL \$'000	Stage 3 Lifetime ECL \$'000	
<b>Gross carrying amount as at 1 October 2017</b>	4,263,335	521,516	262,043	5,046,894
<b>Transfers:</b>				
Transfer from stage 1 to stage 2	(237,661)	209,954	--	(27,707)
Transfer from stage 1 to stage 3	(56,468)	--	47,187	(9,281)
Transfer from stage 2 to stage 3	--	(47,490)	37,811	(9,679)
Transfer from stage 3 to stage 1	5,069	-	(5,072)	(3)
Transfer from stage 3 to stage 2	--	4,522	(8,124)	(3,602)
Transfer from stage 2 to stage 1	208,513	(238,904)	--	(30,391)
New financial assets originated	1,348,355	82,499	28,928	1,459,782
Change in PDS/LGDs/EADs/Collateral App	(6,095)	5,761	(7,349)	(7,683)
Repayments	(469,909)	(67,692)	(15,260)	(552,861)
Unwind of discounts	(381,994)	(17,806)	(10,775)	(410,575)
Write-offs	--	--	(7,965)	(7,965)
<b>Gross carrying amount as at 30 September 2018</b>	<b>4,673,145</b>	<b>452,360</b>	<b>321,424</b>	<b>5,446,929</b>

# First Citizens Holdings Limited And Its Subsidiaries

## Notes to the Consolidated Financial Statements (continued)

30 September 2018

(Expressed in Trinidad and Tobago dollars)

### 3 Financial risk management (continued)

#### a. Credit risk (continued)

##### (xii) Loss allowance (continued)

#### Commercial & Corporate

	30 September 2018			Total \$'000
	Stage 1 12-month ECL \$'000	Stage 2 Lifetime ECL \$'000	Stage 3 Lifetime ECL \$'000	
Gross carrying amount as at 1 October 2017	8,399,112	1,112,276	182,340	9,693,728
<b>Movement with P&amp;L Impact</b>				
Transfer from stage 1 to stage 2	(214,958)	190,531	--	(24,427)
Transfer from stage 1 to stage 3	(59,211)	--	61,943	2,732
Transfer from stage 2 to stage 1	270,141	(339,904)	--	(69,763)
Transfer from stage 2 to stage 3	-	(39,358)	27,116	(12,242)
Transfer from stage 3 to stage 1	744	--	(879)	(135)
Transfer from stage 3 to stage 2	--	848	(966)	(118)
New financial assets originated	3,898,577	64,550	8,080	3,971,207
Change in PDS/LGDs/EADs/Collateral App	--	--	3,922	3,922
Repayments	(1,755,392)	(302,503)	(37,329)	(2,095,224)
Unwind of discounts	(612,783)	(19,548)	(19,895)	(652,226)
Write-offs	--	--	(4,077)	(4,077)
<b>Gross carrying amount as at 30 September 2018</b>	<b>9,926,230</b>	<b>666,892</b>	<b>220,255</b>	<b>10,813,377</b>

# First Citizens Holdings Limited And Its Subsidiaries

## Notes to the Consolidated Financial Statements (continued)

30 September 2018

(Expressed in Trinidad and Tobago dollars)

### 3 Financial risk management (continued)

#### a. Credit risk (continued)

##### (xii) Loss allowance (continued)

#### Investments

	30 September 2018			
	Stage 1	Stage 2	Stage 3	Total
	12-month ECL \$'000	Lifetime ECL \$'000	Lifetime ECL \$'000	\$'000
Loss allowance as at 1 October 2017	15,568,808	170,500	60,724	15,800,032
<b>Movement with P&amp;L Impact</b>				
Transfer from stage 1 to stage 2	(99,674)	99,674	--	--
Transfer from stage 1 to stage 3	(52,858)	--	52,858	--
Transfer from stage 2 to stage 1	26,406	(26,406)	--	--
Transfer from stage 2 to stage 3	--	(87,689)	87,689	--
New financial assets originated	10,847,178	--	657,680	11,504,858
Change in PDS/LGDs/EADs	(5,470)	(2,395)	3,517	(4,348)
Repayments	(11,522,151)	(35,709)	--	(11,557,860)
Unwind of discounts	(1,409)	--	--	(1,409)
FX and other movements	(313,009)	--	(5,954)	(318,963)
<b>Total net P&amp;L charge during the period</b>	<b>(1,120,987)</b>	<b>(52,525)</b>	<b>795,790</b>	<b>(377,722)</b>
<b>Other movement with no P&amp;L impact</b>				
Financial assets derecognised during the period	--	--	--	--
Write-offs	--	--	--	--
<b>Loss allowance as at 30 September 2018</b>	<b>14,447,821</b>	<b>117,975</b>	<b>856,514</b>	<b>15,422,310</b>



# First Citizens Holdings Limited And Its Subsidiaries

## Notes to the Consolidated Financial Statements (continued)

30 September 2018

(Expressed in Trinidad and Tobago dollars)

### 3 Financial risk management (continued)

#### a. Credit risk (continued)

##### (xiii) Write-off policy

The Group writes off financial assets, in whole or in part, when it has exhausted all practical recovery efforts and has concluded there is no reasonable expectation of recovery. Indicators that there is no reasonable expectation of recovery include (i) ceasing enforcement activity and (ii) where the Group's effort to dispose of repossessed collateral is such that there is no reasonable expectation of recovering in full.

The Group may write-off financial assets that are still subject to enforcement activity. The outstanding contractual amounts of such assets written off during the year ended 30 September 2018 was \$12.0 million. The Group still seek to recover amounts it is legally owed in full, but which have been partially written off due to no reasonable expectation of full recovery.

##### (xiv) Modification & Replacements of financial assets

The Group sometimes modifies the terms of loans provided to customers due to commercial renegotiations, or for distressed loans, with a view to maximising recovery (note 2.e.c.i).

The Group continues to monitor if there is a subsequent significant increase in credit risk in relation to such assets through the Classified Credit Management Review process.

##### xv) Concentration of risks of financial assets with credit risk exposure

The following table breaks down the Group's main credit exposure as categorised by industry sectors of counter parties:-

	2018 Gross maximum exposure \$'000	2017 Gross maximum exposure \$'000
Cash and due from other banks	4,816,122	3,718,986
Statutory deposits	4,243,111	3,387,702
Consumer	3,252,787	2,911,577
Agriculture	138,862	12,229
Petroleum	881,840	470,697
Manufacturing	579,083	368,539
Construction	2,378,059	2,382,749
Distribution	611,742	424,792
Hotels and guest houses	725,684	686,896
Transport, storage and communications	1,145,310	918,748
Finance, insurance and real estate	5,873,164	6,120,088
Other business services	1,189,873	1,472,194
Personal services	27,004	25,815
Real estate mortgages	3,352,617	3,352,846
Government related	11,798,877	11,597,565
Credit commitments	1,560,259	614,583
Financial guarantees	209,281	266,621
Other assets	466,509	303,968
<b>Total</b>	<b>43,250,184</b>	<b>39,036,595</b>

# First Citizens Holdings Limited And Its Subsidiaries

## Notes to the Consolidated Financial Statements (continued)

30 September 2018

(Expressed in Trinidad and Tobago dollars)

---

### 3 Financial risk management (continued)

#### b. Market risk

The Group takes on exposure to market risk, which is the risk that the fair value or future cash flows of a financial instrument will fluctuate because of changes in market prices. Market risks arise from open positions in interest rate, currency, commodity and equity products, all of which are exposed to general and specific market movements and changes in the level of volatility of market rates or prices such as interest rates, credit spreads, foreign exchange rates, commodity prices and equity prices. The Group separates exposures to market risk into either trading or non-trading portfolios.

The market risks arising from trading and non-trading activities are measured separately by the Group Market Risk Unit who submit reports to the SMERC on a regular basis and also reports via the Group Enterprise Risk Management Unit to the Board Enterprise Risk Management Committee to enable Board oversight of market risk issues. Additionally, on a monthly basis, the Group's Pricing Committee reviews and approves the yield curves used to value all investment securities and reports on this into the Group ALCO. This Committee also provides for the consideration of the Group ALCO technical information that may be relevant to current and developing market conditions from time to time.

Trading portfolios include those portfolios arising from market-making transactions where the Group acts as a principal with clients or with the market. Trading portfolios are those positions entered into primarily to take advantage of market movements to generate capital gains.

Non-trading portfolios primarily arise from the interest rate management of the Group's retail and commercial banking assets and liabilities. Non-trading portfolios also consist of interest rate, foreign exchange and equity risks arising from the Group's financial assets held to collect and sell.

#### (i) Currency risk

The Group takes on exposure to the effects of fluctuations in the prevailing foreign currency exchange rates on its financial position and cash flows. It is the policy of the Group not to engage in speculative foreign exchange activities, since its primary focus is to supply foreign currency to customers at a profit with the US dollar dominating trading. However, as supply usually lags behind customer demand, the Group may find itself in an overbought or oversold position.

The Group's strategy of managing this risk is to buy low and sell high; establish relationships with corporate foreign exchange earners; limit foreign exchange exposure; avoid speculation with an aim to keep a balanced position; and match foreign currency denominated assets with foreign currency denominated liabilities. The Group does not currently engage in any hedging activities to mitigate currency risk.

# First Citizens Holdings Limited And Its Subsidiaries

## Notes to the Consolidated Financial Statements (continued)

30 September 2018

(Expressed in Trinidad and Tobago dollars)

### 3 Financial risk management (continued)

#### b. Market risk (continued)

Foreign currency exposure for financial assets, financial liabilities and off balance sheet items:

	TT\$ \$'000	US\$ \$'000	Other \$'000	Total \$'000
<b>As at 30 September 2018</b>				
<b>Financial assets</b>				
Cash and due from other banks	1,295,210	2,644,466	876,446	4,816,122
Statutory deposits with central banks	4,127,955	4,461	110,695	4,243,111
Investment Securities				
- Hold to collect and sell	6,931,600	3,393,792	198,712	10,524,104
- Hold to collect	2,425,009	875,121	1,290,270	4,590,400
- Fair value through profit or loss	5	13,557	290	13,852
Loans to customers	10,697,648	3,828,051	1,489,257	16,014,956
Loan notes	273,943	--	--	273,943
Other assets	335,226	98,168	33,115	466,509
Investment accounted for using equity methods	32,439	152,817	--	185,256
<b>Total financial assets</b>	<b>26,119,035</b>	<b>11,010,433</b>	<b>3,998,785</b>	<b>41,128,253</b>
<b>Financial liabilities</b>				
Customers' deposits	18,419,173	4,466,713	2,613,705	25,499,591
Other funding instruments	1,317,590	1,607,862	1,461,287	4,386,739
Due to other banks	198,458	1,278,888	34,903	1,512,249
Bonds payable	2,260,755	605,011	--	2,865,766
Creditors and accrued expenses	607,123	47,698	93,818	748,639
<b>Total financial liabilities</b>	<b>22,803,099</b>	<b>8,006,172</b>	<b>4,203,713</b>	<b>35,012,984</b>
<b>Net on balance sheet position</b>	<b>3,315,936</b>	<b>3,004,261</b>	<b>(204,928)</b>	<b>6,115,269</b>
<b>Off balance sheet items</b>	<b>130,748</b>	<b>76,083</b>	<b>2,450</b>	<b>209,281</b>
<b>Credit commitments</b>	<b>157,818</b>	<b>1,211,330</b>	<b>191,111</b>	<b>1,560,259</b>

# First Citizens Holdings Limited And Its Subsidiaries

## Notes to the Consolidated Financial Statements (continued)

30 September 2018

(Expressed in Trinidad and Tobago dollars)

### 3 Financial risk management (continued)

#### b. Market risk (continued)

##### (i) Currency risk (continued)

	TT\$ \$'000	US\$ \$'000	Other \$'000	Total \$'000
<b>As at 30 September 2017</b>				
<b>Financial assets</b>				
Cash and due from other banks	257,772	2,690,000	771,215	3,718,987
Statutory deposits with central banks	3,281,890	2,725	103,087	3,387,702
Investment securities				
- Hold to collect and sell	9,110,160	2,434,068	922,705	12,466,933
- Hold to collect	1,231,262	1,136,115	854,722	3,222,099
- Fair value through profit or loss	545	110	--	655
Loans to customers	9,604,376	3,250,351	1,579,856	14,434,583
Loan notes	342,428	--	--	342,428
Other assets	249,883	54,468	35,523	339,874
Investment accounted for using equity methods	30,314	149,447	--	179,761
<b>Total financial assets</b>	<b>24,108,630</b>	<b>9,717,284</b>	<b>4,267,108</b>	<b>38,092,932</b>
<b>Financial liabilities</b>				
Customers' deposits	17,444,221	4,048,734	2,483,457	23,976,412
Other funding instruments	4,078,143	252,961	--	4,331,104
Due to other banks	1,443,611	--	60,729	1,504,340
Bonds payable	1,400,000	--	--	1,400,000
Creditors and accrued expenses	463,459	41,540	37,909	542,908
<b>Total financial liabilities</b>	<b>24,829,434</b>	<b>4,343,235</b>	<b>2,582,095</b>	<b>31,754,764</b>
Net on balance sheet position	(720,804)	5,374,049	1,685,013	6,338,258
Off balance sheet items	161,311	105,232	78	266,621
Credit commitments	191,408	142,635	280,540	614,583

Included in the "Other" category are assets and liabilities held in UK pound sterling, Canadian dollars, Euros, Barbados, Eastern Caribbean Dollars and Yen. A 1% increase or decrease in any of these currencies would not significantly impact the Group's profit.

If the TT\$ appreciates by 250 basis points against the US\$, the profit would decrease by \$176.5 million (2017: \$176.5 million). The average change for the last three (3) years was 207 basis point (2017: 207 basis points). There was no change in 2018.

##### (ii) Interest rate risk

Interest rate risk management focuses on potential changes in net interest income resulting from changes in interest rates, product spreads and mismatches in the re-pricing between interest rate sensitive assets and liabilities

The Group takes on exposure to the effects of fluctuations in the prevailing levels of market interest rates on its financial position and future cash flows. Fair value interest rate risk is the risk that the value of a financial instrument will fluctuate because of the changes in market interest rates. Cashflow interest rate risk is the risk that the future cash flows of a financial instrument will fluctuate because of the changes in market interest rate. The Group takes on exposure to the effects of fluctuations in the prevailing level of market interest rates on both its fair value and cash flow risks.

# First Citizens Holdings Limited And Its Subsidiaries

## Notes to the Consolidated Financial Statements (continued)

30 September 2018

(Expressed in Trinidad and Tobago dollars)

### 3 Financial risk management (continued)

#### b. Market risk (continued)

##### (ii) Interest rate risk (continued)

The Group's objective in the management of its interest rate risk is to reduce the sensitivity of its earnings and overall portfolio value to fluctuations in the interest rate. The strategy employed to achieve this involves the active pricing of deposit and loan products, increasing market share of loans and funding, diversifying portfolios, changing the mix of products in accordance with market trends and reducing funding mismatch through long-term instruments.

The table below summarises the Group's exposure to interest rate risk. The assets and liabilities are categorised by the earlier of the repricing date and the maturity date.

	Up to 1 month \$'000	1 to 3 months \$'000	3 to 12 months \$'000	1 to 5 years \$'000	Over 5 years \$'000	Non-interest bearing \$'000	Total \$'000
<b>As at 30 September 2018</b>							
<b>Financial assets</b>							
Cash and due from other banks	3,160,345	783,248	435,019	--	--	437,510	4,816,122
Statutory deposits with central banks	4,461	--	--	--	--	4,238,650	4,243,111
Investment Securities							
- Hold to collect and sell	52,446	155,755	2,046,174	3,085,086	5,181,651	2,992	10,524,104
- Hold to collect	--	894,361	27,645	1,113,806	2,700,480	(145,892)	4,590,400
- Fair value through profit or loss	149	--	--	--	13,413	290	13,852
Loan to customers and finance leases	1,763,992	1,082,186	2,852,173	5,827,690	4,728,836	(239,921)	16,014,956
Loan notes	70,827	837	632,906	(448,730)	18,103	--	273,943
Other assets	503	--	--	--	--	466,006	466,509
<b>Total financial assets</b>	<b>5,052,723</b>	<b>2,916,387</b>	<b>5,993,917</b>	<b>9,577,852</b>	<b>12,642,483</b>	<b>4,759,635</b>	<b>40,942,997</b>
<b>Financial liabilities</b>							
Customers' deposits	20,758,169	1,224,624	2,281,941	421,760	648	812,449	25,499,591
Other funding instruments	144,217	768,178	2,806,399	667,945	--	--	4,386,739
Due to other banks	61,511	1,016,074	1,719	432,945	--	--	1,512,249
Bonds payable	--	--	--	1,260,755	1,605,011	--	2,865,766
Creditors and accrued expenses	31,397	--	--	228	--	717,014	748,639
<b>Total financial liabilities</b>	<b>20,995,294</b>	<b>3,008,876</b>	<b>5,090,059</b>	<b>2,783,633</b>	<b>1,605,659</b>	<b>1,529,463</b>	<b>35,012,984</b>
<b>Interest sensitivity gap</b>	<b>(15,942,571)</b>	<b>(92,489)</b>	<b>903,858</b>	<b>6,794,219</b>	<b>11,036,824</b>		

# First Citizens Holdings Limited And Its Subsidiaries

## Notes to the Consolidated Financial Statements (continued)

30 September 2018

(Expressed in Trinidad and Tobago dollars)

### 3 Financial risk management (continued)

#### b. Market risk (continued)

##### (ii) Interest rate risk (continued)

As at 30 September 2017	Up to 1 month \$'000	1 to 3 months \$'000	3 to 12 months \$'000	1 to 5 years \$'000	Over 5 years \$'000	Non-interest bearing \$'000	Total \$'000
<b>Financial assets</b>							
Cash and due from other banks	2,309,812	1,114,975	--	--	--	294,200	3,718,987
Statutory deposits with central banks	349,069	--	--	--	--	3,038,633	3,387,702
Investment securities							
- Hold to collect and sell	679,014	862,068	1,139,169	4,177,996	5,559,125	49,561	12,466,933
- Hold to collect	233,952	540,943	990,470	767,901	688,833	--	3,222,099
- Fair value through profit or loss	--	--	--	--	--	655	655
Loan to customers and finance leases	1,821,630	979,676	2,872,166	5,423,140	3,644,010	(306,039)	14,434,583
Loan notes	76,543	6,291	198,717	38,824	22,053	--	342,428
Other assets	5,175	--	--	--	252,320	82,380	339,875
<b>Total financial assets</b>	<b>5,475,195</b>	<b>3,503,953</b>	<b>5,200,522</b>	<b>10,407,861</b>	<b>10,166,341</b>	<b>3,159,390</b>	<b>37,913,262</b>
<b>Financial liabilities</b>							
Customers' deposits	19,675,472	927,962	2,322,966	344,003	870	705,139	23,976,412
Other funding instruments	564,021	839,232	2,287,096	392,005	248,750	--	4,331,104
Due to other banks	333,671	676,450	1,616	431,874	--	60,729	1,504,340
Bonds payable	--	--	--	400,000	1,000,000	--	1,400,000
Creditors and accrued expenses	7,599	--	--	--	--	535,309	542,908
<b>Total financial liabilities</b>	<b>20,580,763</b>	<b>2,443,644</b>	<b>4,611,678</b>	<b>1,567,882</b>	<b>1,249,620</b>	<b>1,301,177</b>	<b>31,754,764</b>
<b>Interest sensitivity gap</b>	<b>(15,105,568)</b>	<b>1,060,309</b>	<b>588,844</b>	<b>8,839,979</b>	<b>8,916,721</b>		

Interest rate risk management focuses on the potential changes in net interest income resulting from changes in interest rates, product spreads and mismatch in the re-pricing between interest rate sensitive assets and liabilities.

A 100 basis point increase in interest rates will cause a decrease in profit of \$0.8 million (2017: \$5.4 million) and a decrease in reserves of \$345.1 million (2017: \$338.2 million).

# First Citizens Holdings Limited And Its Subsidiaries

## Notes to the Consolidated Financial Statements (continued)

30 September 2018

(Expressed in Trinidad and Tobago dollars)

---

### 3 Financial risk management (continued)

#### b. Market risk (continued)

##### (iii) Other price risk

Other price risk arises due to the possibility that the fair value of future cash flows of a financial instrument will fluctuate because of changes in market prices (other than those arising from interest rate risk or currency risk), whether those changes are caused by factors specific to the individual financial instrument or its issuer, or factors affecting all similar financial instruments traded in the market. The Group is affected by changing prices of equity instruments mainly classified as hold to collect and sell securities with fair value movements recognised in shareholders' equity. Management has determined that the impact of the price risk on equity instruments classified as hold to collect and sell is immaterial at the end of both periods reported.

#### c. Liquidity risk

Liquidity risk is the risk that the Group will be unable to generate or obtain sufficient cash or its equivalent in a timely and cost-effective manner to meet its commitments when they fall due under normal and stress circumstances and arises from fluctuations in cash flows. The Group is exposed to daily calls on its available cash resources from overnight deposits, current accounts, maturing deposits and other funding instruments, loan draw downs, guarantees and from margin and other calls on cash settled derivatives. The Group does not maintain cash resources to meet all of these needs as experience shows that a minimum level of reinvestment of maturing funds can be predicted with a high level of certainty.

##### *Liquidity risk management process*

The Group's liquidity management process is carried out by the Treasury and International Trade Centre and monitored by the Group's Asset and Liability Committee (ALCO). The Group's liquidity management framework is designed to ensure that there are adequate reserves of cash and other liquid securities to satisfy current and prospective commitments arising from either on-balance sheet or off-balance sheet liabilities. The Group relies on a broad range of funding sources and applies prudent limits to avoid undue concentration. Current and projected cash flows are monitored, together with diversification of funding and contingency planning, and ensuring that funding disturbances are minimised. The Group manages liquidity risk using both expected and contractual cash flows, by preserving a large and diversified base of core deposits from retail and commercial customers, by maintaining ongoing access to wholesale funding and by maintaining a liquid pool of marketable securities dedicated to mitigating liquidity risk as a contingency measure. Fallback mechanisms include access to the local interbank and institutional markets and stand-by lines of credit with external parties and the ability to close out or liquidate market positions.

Compliance with liquidity policies and risk limits is tracked by Group Market Risk and reported into the Senior Management Enterprise Risk Management Committee and via the Group Enterprise Risk Management Unit to the Board Enterprise Risk Management Committee.

# First Citizens Holdings Limited And Its Subsidiaries

## Notes to the Consolidated Financial Statements (continued)

30 September 2018

(Expressed in Trinidad and Tobago dollars)

### 3 Financial risk management (continued)

#### c. Liquidity risk (continued)

##### (i) Financial assets and liabilities

The table below analyses financial assets and liabilities of the Group into relevant maturity groupings based on the remaining period at the year end to the contractual maturity date. The amounts disclosed in the table are the contractual undiscounted cash flows.

As at 30 September 2018	Up to 1 month \$'000	1 to 3 Months \$'000	3 to 12 months \$'000	1 to 5 years \$'000	Over 5 years \$'000	Total \$'000
<b>Financial liabilities</b>						
Customers' deposits	21,577,409	1,237,140	2,303,489	434,349	697	25,553,084
Other funding instruments	149,587	770,736	2,863,038	707,791	--	4,491,152
Bonds payable	22,861	7,250	67,178	1,626,366	1,611,330	3,334,985
Due to other Banks	61,511	1,019,320	15,628	445,085	--	1,541,544
Creditors and accrued expenses	743,788	4,558	185	108	--	748,639
<b>Total financial liabilities</b>	<b>22,555,156</b>	<b>3,039,004</b>	<b>5,249,518</b>	<b>3,213,699</b>	<b>1,612,027</b>	<b>35,669,404</b>
<b>Financial assets</b>						
Cash and due from other banks	3,597,163	789,029	446,321	--	--	4,832,513
Statutory deposits with central banks	115,156	--	-	--	4,127,955	4,243,111
<b>Investment Securities</b>						
- Hold to collect and sell	94,190	224,791	2,362,661	4,773,545	6,044,298	13,499,485
- Hold to collect	19,026	806,302	473,976	1,264,864	2,907,890	5,472,058
- Fair value through P&L	134	--	408	2,168	14,888	17,598
Loan to customers and finance leases	1,662,216	1,234,095	3,507,000	8,208,391	6,159,103	20,770,805
Loan notes	--	--	98,015	246,854	--	344,869
Other assets	466,509	--	--	--	--	466,509
<b>Total financial assets</b>	<b>5,954,394</b>	<b>3,054,217</b>	<b>6,888,381</b>	<b>14,495,822</b>	<b>19,254,134</b>	<b>49,646,948</b>
<b>Liquidity gap</b>	<b>(16,600,762)</b>	<b>15,213</b>	<b>1,638,863</b>	<b>11,282,123</b>	<b>17,642,107</b>	<b>13,977,544</b>



# First Citizens Holdings Limited And Its Subsidiaries

## Notes to the Consolidated Financial Statements (continued)

30 September 2018

(Expressed in Trinidad and Tobago dollars)

### 3 Financial risk management (continued)

#### c. Liquidity risk (continued)

##### (i) Financial assets and liabilities (continued)

As at 30 September 2017	Up to 1 month \$'000	1 to 3 months \$'000	3 to 12 months \$'000	1 to 5 Years \$'000	Over 5 Years \$'000	Total \$'000
<b>Financial liabilities</b>						
Customers' deposits	20,445,686	931,809	2,336,579	345,818	880	24,060,772
Other funding instruments	569,600	841,806	2,325,969	441,532	248,751	4,427,658
Bonds payable	19,177	--	34,723	603,365	1,025,704	1,682,969
Due to other Banks	392,011	679,286	13,687	455,856	--	1,540,840
Creditors and accrued expenses	542,746	--	164	--	--	542,910
<b>Total financial liabilities</b>	<b>21,969,220</b>	<b>2,452,901</b>	<b>4,711,122</b>	<b>1,846,571</b>	<b>1,275,335</b>	<b>32,255,149</b>
<b>Financial assets</b>						
Cash and due from other banks	2,596,383	1,116,082	10,383	--	-	3,722,848
Statutory deposits with central banks	452,289	-	--	--	2,935,546	3,387,835
<b>Investment Securities</b>						
- Hold to collect and sell	995,443	1,066,914	1,600,923	5,754,890	6,545,305	15,963,475
- Hold to collect	34,009	25,103	300,444	675,554	378,782	1,413,892
- Fair value thru P&L	655	--	--	--	--	655
Loan to customers and finance leases	1,380,475	1,029,747	3,399,031	6,935,402	5,202,676	17,947,331
Other loans and Receivables	522,391	74,502	950,755	219,178	723,612	2,490,438
Loan notes	--	--	105,891	344,868	--	450,759
Other assets	339,841	22	7	--	--	339,870
<b>Total financial assets</b>	<b>6,321,486</b>	<b>3,312,370</b>	<b>6,367,434</b>	<b>13,929,892</b>	<b>15,785,921</b>	<b>45,717,103</b>
<b>Liquidity gap</b>	<b>(15,647,734)</b>	<b>859,469</b>	<b>1,656,312</b>	<b>12,083,321</b>	<b>14,510,586</b>	<b>13,461,954</b>

# First Citizens Holdings Limited And Its Subsidiaries

## Notes to the Consolidated Financial Statements (continued)

30 September 2018

(Expressed in Trinidad and Tobago dollars)

### 3 Financial risk management (continued)

#### c. Liquidity risk (continued)

##### (ii) Assets held for managing liquidity risk

The Group holds a diversified portfolio of cash and high-quality highly-liquid securities to support payment obligations and contingent funding in a stressed market environment. The Group's assets held for managing liquidity risk comprise:

- Cash and balances with central banks;
- Certificates of deposit;
- Government bonds and other securities that are readily acceptable in repurchase agreements with central banks; and
- Secondary sources of liquidity in the form of highly liquid instruments in the Group's investment portfolios.

##### (iii) Off-Balance sheet items

The table below analyses the contingent liabilities and commitments of the Group into relevant maturity groupings based on the remaining period at the year end to the contractual maturity date.

As at 30 September 2018	Up to 1 month \$'000	1 to 3 months \$'000	3 to 12 months \$'000	1 to 5 years \$'000	Over 5 years \$'000	Total \$'000
Credit commitments	1,369,148	—	191,111	-	-	1,560,259
Acceptances	6,252	10,107	2,159	-	-	18,518
Guarantees	97,863	28,972	20,050	28,880	21	175,786
Letters of credit	-	-	14,360	617	-	14,977
Operating leases	2,701	5,402	24,318	50,572	13,047	96,040
Capital commitments	-	-	67,935	-	-	67,935
<b>Total</b>	<b>1,475,964</b>	<b>44,481</b>	<b>319,933</b>	<b>80,069</b>	<b>13,068</b>	<b>1,933,515</b>

As at 30 September 2017	Up to 1 month \$'000	1 to 3 months \$'000	3 to 12 months \$'000	1 to 5 years \$'000	Over 5 years \$'000	Total \$'000
Credit commitments	148,580	—	466,003	-	-	614,583
Acceptances	17,780	6,062	12,362	-	-	36,204
Guarantees	102,217	8,382	16,215	62,748	21	189,583
Letters of credit	7,877	5,395	22,086	5,476	-	40,834
Operating leases	2,591	5,179	23,315	56,431	21,458	108,974
Capital commitments	-	-	17,523	-	-	17,523
<b>Total</b>	<b>279,045</b>	<b>25,018</b>	<b>557,504</b>	<b>124,655</b>	<b>21,479</b>	<b>1,007,701</b>

The ECL on the financial guarantees are nil, as all guarantees executed are secured by cash. The newly committed assets assessments are based on the clients risk profile, PDs, LGD and collateral position. There were no exposure, as a result they were classified under stage 1 with no ECL.

#### d. Fiduciary activities

The Group provides custody, trustee and investment management services to third parties which involve the Group making allocation and purchase and sale decisions in relation to a wide range of financial instruments. Those assets that are held in a fiduciary capacity are not included in these consolidated financial statements. The assets under administration at 30 September 2018 totalled \$29.7 billion (2017 - \$30.3 billion).

# First Citizens Holdings Limited And Its Subsidiaries

## Notes to the Consolidated Financial Statements (continued)

30 September 2018

(Expressed in Trinidad and Tobago dollars)

---

### 3 Financial risk management (continued)

#### e. Operational risk

Operational risk is the risk of direct or indirect loss arising from system failure, human error, fraud and external events. The Group's objective is to manage operational risk so as to balance the avoidance of financial losses and damage to the Group's reputation with overall cost effectiveness and innovation. The Group manages this risk by developing standards and guidelines in the following areas:-

- Appropriate segregation of duties and access
- Reconciling and monitoring of transactions
- Documentation of controls and procedures
- Training and development of staff
- Reporting of operational losses and proposed remedial actions
- Development of contingency plans
- Information security
- Assessments of the processes
- Business continuity planning

#### f. Capital management

The Group's objectives when managing capital, which is a broader concept than the equity on the face of the statement of financial position, are:-

- To comply with the capital requirement set by the regulators in the differing jurisdictions in which the Group operates;
- To safeguard the Group's ability to continue as a going concern so that it can continue to provide returns to shareholders and benefits for other stakeholders;
- To ensure that the Group can remain solvent during periods of adverse earnings or economic decline; and
- To ensure that the Group is adequately capitalised to cushion depositors and other creditors against losses.

Capital adequacy and the use of regulatory capital are monitored monthly by the Group ALCO, employing techniques based on the guidelines developed by the Basel Committee on Banking Regulations and Supervisory practices, as implemented by the Central Bank of Trinidad and Tobago for supervisory purposes. The required information is filed with the Central Bank of Trinidad & Tobago on a monthly basis.

The Central Bank of Trinidad & Tobago requires each financial institution to:-

- Maintain a ratio of qualifying capital to risk adjusted assets of not less than the minimum standard of 8%.
- Core capital must not be less than fifty percent (50%) of qualifying capital i.e. supplementary capital must not exceed core capital.

The Central Bank of Barbados requires each financial institution to:-

- Maintain a ratio of qualifying capital to risk-weighted assets of not less than the minimum standard of 8%, of which the core capital shall be at least 4%.

The Group's regulatory capital is comprised of:-

- Tier 1 (Core) Capital:-share capital, retained earnings and reserves created by appropriations of retained earnings.
- Tier 2 (Supplementary) Capital – qualifying subordinated loan capital, impairment allowances and unrealised gains arising on the fair valuation of hold to collect and sell securities and property, plant and equipment.

# First Citizens Holdings Limited And Its Subsidiaries

## Notes to the Consolidated Financial Statements (continued)

30 September 2018

(Expressed in Trinidad and Tobago dollars)

### 3 Financial risk management (continued)

#### f. Capital management (continued)

Tier 1 (Core) Capital	2018 \$'000	2017 \$'000
Share capital	23,205	23,205
Capital contribution	46,317	38,255
Statutory reserve	586,780	586,780
Retained earnings	1,288,398	1,239,784
Non-controlling interest	2,407,160	2,451,239
Less: Intangible assets	<u>(219,871)</u>	<u>(212,356)</u>
<b>Total Tier 1</b>	<b><u>4,131,989</u></b>	<b><u>4,093,684</u></b>
<b>Tier 2 (Supplementary) Capital</b>		
Fair value reserves	826,398	818,737
Eligible reserve provision	<u>119,784</u>	<u>172,029</u>
<b>Total Tier 2 Capital</b>	<b><u>946,182</u></b>	<b><u>990,766</u></b>
<b>Total Capital</b>	<b><u>5,078,171</u></b>	<b><u>5,084,450</u></b>
<b>Ratios</b>		
Risk adjusted assets	<u>16,577,673</u>	<u>13,731,400</u>
Qualifying capital to risk adjusted assets	<u>30.63%</u>	<u>37.03%</u>
Core capital to qualifying capital	<u>81.37%</u>	<u>80.51%</u>

As at 30 September 2018 the Bank and its qualifying subsidiaries were in compliance with these requirements, with the exception of First Citizens Bank (Barbados) Limited.

The Ministry of Finance, Economic Affairs and Investments of the Government of Barbados, via a letter dated October 9 2018, advised that First Citizens Bank (Barbados) Limited has a three (3) year period in which to restore its capital to at least the statutory minimum.

# First Citizens Holdings Limited And Its Subsidiaries

## Notes to the Consolidated Financial Statements (continued)

30 September 2018

(Expressed in Trinidad and Tobago dollars)

### 3 Financial risk management (continued)

#### g. Fair value of financial assets and liabilities

##### (i) Financial instruments not measured at fair value

The following table summarises the carrying amounts and fair values of those financial assets and liabilities presented on the Group's consolidated statement of financial position at an amount other than their fair value.

Financial assets	Carrying value		Fair value	
	2018 \$'000	2017 \$'000	2018 \$'000	2017 \$'000
Cash and due from other banks	4,816,122	3,718,987	4,816,122	3,718,987
Statutory deposits with Central Banks	4,243,111	3,387,702	4,243,111	3,387,702
Financial instruments				
- Loans to customers	16,014,956	14,434,580	16,758,709	15,860,901
- investments- hold to collect	4,590,400	3,222,099	4,808,160	13,276,337
- Loan notes	273,943	342,428	327,475	442,018
Other assets	466,509	339,874	466,509	339,874
<b>Financial liabilities</b>				
Customers' deposits	25,499,591	23,976,412	25,589,441	23,926,386
Other funding instruments	4,386,739	4,331,104	4,412,974	4,424,430
Bonds payable	2,865,766	1,400,000	2,958,765	1,444,130
Due to other Banks	1,512,249	1,504,340	1,512,249	1,504,340
Creditors and accrued expenses	748,639	542,908	748,639	542,908

All fair values fall into level 3 of the fair value hierarchy except for Held to Maturity investments which are level 2.

The fair values of the Group's financial instruments are determined in accordance with International Accounting Standard (IAS) 39 "Financial instruments: Recognition and Measurement". See note 4 for further details of the fair value measurements.

#### *Financial instruments where carrying value is equal to fair value*

Due to their liquidity and short-term maturity, the carrying values of certain financial instruments approximate their fair values. Financial instruments where carrying value is approximately equal to fair value include cash and due from other banks and statutory deposits with Central Banks.

#### *Loans to customers less allowance for loan losses*

Loans to customers are net of specific and other provisions for impairment, which reflects the additional credit risk. The estimated fair value of these loans represents the discounted amount of future cash flows based on prevailing market rates.

#### *Investments –hold to collect*

Fair value for hold to collect assets is based on market prices or broker/dealer price quotations. Where this information is not available, fair value is estimated using a discounted cash flow valuation methodology where all cash-flows of the instruments are discounted at an appropriate yield plus a credit spread where applicable. The fair value of the hold to collect portfolio is computed for disclosure purposes only. See note 3.g.ii for Fair Value Hierarchy.

# First Citizens Holdings Limited And Its Subsidiaries

## Notes to the Consolidated Financial Statements (continued)

30 September 2018

(Expressed in Trinidad and Tobago dollars)

---

### 3 Financial risk management (continued)

#### g. Fair value of financial assets and liabilities (continued)

##### (i) Financial instruments not measured at fair value (continued)

###### *Other loans and receivables*

Other loans and receivables are net of provisions for impairment. The estimated fair value of receivables represents the discounted amount of estimated future cash flows expected to be received. Expected cash flows are discounted at current market rates to determine fair value. Receivables are generally for a period of less than one year.

###### *Loan notes*

The fair value of these notes are calculated using discounted cash flow analyses of comparable government borrowing rates for the terms indicated.

###### *Customer deposits*

Due to their liquidity and short-term maturity, the carrying values of some customer deposits approximate their fair value. The fair value of the other customer deposits are computed using discounted cash flow analyses at current market interest rates.

###### *Bonds payable*

The fair value of bonds payable is calculated using discounted cash flow analyses assuming the 'yield-to-call' method of valuation, when call options are in the money. When they are not in the money, the yield to maturity method of valuation is used. These bonds carry fixed interest rates and have been discounted using the prevailing market rate of similar instruments.

###### *Note due to parent company*

This note is payable on demand (no maturity stated). The fair value of this note approximates its carrying value.

##### (ii) Fair value hierarchy

IFRS 7 specifies a hierarchy of valuation techniques based on whether the inputs to these valuation techniques are observable or unobservable. Observable inputs reflect market data obtained from independent sources; unobservable inputs reflect the Group's market assumptions. These two types of inputs have created the following fair value hierarchy:-

- Level 1 – Quoted prices (unadjusted) in active markets for identical assets or liabilities. This level includes listed equity securities and debt instruments on exchanges.
- Level 2 – Inputs other than quoted prices included within Level 1 that are observable for the asset or liability, either directly (that is, as prices) or indirectly (that is, derived from prices). This level includes debt instruments.
- Level 3 – inputs for the asset or liability that are not based on observable market data (unobservable inputs). This level includes equity investments and debt instruments with significant unobservable components.

This hierarchy requires the use of observable market data when available. The Group considers relevant and observable market prices in its valuations where possible.

# First Citizens Holdings Limited And Its Subsidiaries

## Notes to the Consolidated Financial Statements (continued)

30 September 2018

(Expressed in Trinidad and Tobago dollars)

### 3 Financial risk management (continued)

#### g. Fair value of financial assets and liabilities (continued)

##### (ii) Fair value hierarchy (continued)

The following table shows an analysis of financial instruments measured at fair value by level of the fair value hierarchy:

As at 30 September 2018	Level 1	Level 2	Level 3	Total
Financial assets	\$'000	\$'000	\$'000	\$'000
Financial assets at fair value				
- Debt securities	-	13,413	-	13,413
- Equity securities	-	439	-	439
	-	13,852	-	13,852
Fair value through OCI:				
- Investment securities – debt	797,775	9,331,296	327,652	10,456,723
- Investment securities – equity	56,051	2,629	8,701	67,381
	853,826	9,333,925	336,353	10,524,104
<b>Total financial assets</b>	<b>853,826</b>	<b>9,347,777</b>	<b>336,353</b>	<b>10,537,956</b>

As at 30 September 2017	Level 1	Level 2	Level 3	Total
Financial assets	\$'000	\$'000	\$'000	\$'000
Financial assets at fair value				
-Equity securities	655	-	-	655
	655	-	-	655
Fair value through OCI::				
- Investment securities – debt	743,015	10,120,435	1,552,275	12,415,725
- Investment securities – equity	39,331	2,940	8,937	51,208
	782,346	10,123,375	1,561,212	12,466,933
<b>Total financial assets</b>	<b>783,001</b>	<b>10,123,375</b>	<b>1,561,212</b>	<b>12,467,588</b>

Transfer of debt securities to level 3 were due to observable inputs being less readily available.

# First Citizens Holdings Limited And Its Subsidiaries

## Notes to the Consolidated Financial Statements (continued)

30 September 2018

(Expressed in Trinidad and Tobago dollars)

### 3 Financial risk management (continued)

There were no transfers between Level 1 and Level 2 during the year. Reconciliation of Level 3 items are as follows:-

	30 September 2018			
	Debt Securities \$'000	Equity \$'000	Fair value \$'000	Total \$'000
Opening balance	1,552,275	8,937	-	1,561,212
Change on initial application of IFRS 9	(855,875)	-	-	(855,875)
Restated opening balance	696,400	8,937	-	705,337
Fair Value through OCI	(76,598)	(233)	-	(76,831)
Fair Value through P & L	(180)	-	-	(180)
Exchange	-	(3)	-	(3)
Purchased	124,195	-	-	124,195
Settlement	(229,446)	-	-	(229,446)
Expected credit losses	(8,217)	-	-	(8,217)
Total losses – Other comprehensive income	(792)	-	-	(792)
Transfer to amortised cost	(178,840)	-	-	(178,840)
Amortisation	1,130	-	-	1,130
Closing balance	327,652	8,701	-	336,353

	30 September 2017			
	Debt Securities \$'000	Equity \$'000	Fair value \$'000	Total \$'000
Opening balance	1,087,333	8,507	239,958	1,335,798
Exchange	-	19	-	19
Purchased	587,770	10	-	587,780
Settlement	(260,600)	-	(239,958)	(500,558)
Total losses - OCI	8,089	401	-	8,490
Accrued interest	1,527	-	-	1,527
Amortisation	10,858	-	-	10,858
Transfer into or out of level 3	117,298	-	-	117,298
Closing balance	1,552,275	8,937	-	1,561,212



# First Citizens Holdings Limited And Its Subsidiaries

## Notes to the Consolidated Financial Statements (continued)

30 September 2018

(Expressed in Trinidad and Tobago dollars)

---

### 4 Critical accounting estimates and judgements

The Group makes estimates and assumptions about the future. The resulting accounting estimates will, by definition, rarely equal the related actual results. The estimates and assumptions that have a significant risk of causing a material adjustment to the carrying amount of assets and liabilities within the next financial year are outlined below:

#### a. Financial assets at FVOCI

The Group uses the discounted cash flow method to determine the fair value of hold to collect and sell financial assets not traded in active markets. The discounted cash flow method discounts the cash-flows of the financial assets at an appropriate yield plus a credit spread where applicable. The carrying amount of hold to collect and sell financial assets would decrease by \$345.1million if the discount rate used in the discounted cash flow analysis is increased by 100 basis points from management's estimates (2017 - \$338.2million).

The Group's credit spread methodology utilises gradient tenors and currency specific spreads. The appropriate credit spread for the agency or corporate fixed income security is determined using a cubic spline interpolation of the appropriate currency and credit rating category in the credit spread matrix based on the remaining tenor of the facility. This singular credit spread is then added to the discount spot rates to value the facility using the discounted cashflow method. In June 2017 Group Market Risk revised this methodology to reflect the credit risk of the facility as the credit risk on a per cash flow basis, and no longer on the full maturity of the facility. This resulted in moving from applying a single credit spread based on term to maturity, to multiple credit spreads based on each cash flow's term to maturity.

These financial statements include estimates of fair values of Government of Barbados instruments issued on 1 October 2018 in exchange for previously defaulted instruments. The fair values were obtained by identifying the relevant cashflows on each new instrument and discounting them to present values using the term structure of the derived Barbados dollar yield curve.

The proposed cash flows were discounted using the BBD yield curve derived using the Group's Pricing Methodology for Non Eurobond Securities. The sum of these discounted cash flows represented the Fair Value (as given by the NPV) of the New Instrument. The Impairment was determined as the difference between the NPV of the restructured bonds and the book value of the existing Government of Barbados bonds. A 100bps shift in the curve would result in the market value decreasing by \$40.4 million.

The models used to determine fair values are validated and periodically reviewed by experienced personnel at Group Market Risk.

#### b. Financial assets at fair value through profit or loss

This category comprises two sub-categories: financial assets held for trading and financial assets designated by the Group as fair value through profit or loss upon initial recognition.

A financial asset is classified as held for trading if it is acquired or incurred principally for the purpose of selling or repurchasing it in the near term or if it is part of a portfolio of identified financial instruments that are managed together and for which there is evidence of a recent actual pattern of short-term profit taking. Derivatives are also categorised as held for trading.

For financial instruments traded in an active market, the determination of fair values of financial assets and liabilities is based on quoted market prices or dealer price quotations.

A financial instrument is regarded as quoted in an active market if quoted prices are readily and regularly available from an exchange, dealer, broker, industry group, pricing service or regulatory agency, and these prices represent actual and regular occurring market transactions on an arm's length basis. If the above criteria are not met, the market is regarded as being inactive. Indicators that a market is inactive are when there is a wide bid-offer spread or significant increase in the bid-offer spread or there are few recent transactions. When a market becomes inactive, the valuation technique utilised makes use of the quoted price even though the market is not active.

# First Citizens Holdings Limited And Its Subsidiaries

## Notes to the Consolidated Financial Statements (continued)

30 September 2018

(Expressed in Trinidad and Tobago dollars)

---

### 4 Critical accounting estimates and judgements (continued)

#### c. *Measurement of the expected credit loss allowance*

The measurement of the expected credit loss allowance for financial assets measured at amortised cost and FVOCI is an area that requires the use of complex models and significant assumptions about future economic conditions and credit behaviour (e.g. the likelihood of customers defaulting and the resulting losses). Explanation of the inputs, assumptions and estimation techniques used in measuring ECL is further detailed in note 3.a.v, which also sets out key sensitivities of the ECL to changes in these elements.

A number of significant judgements are also required in applying the accounting requirements for measuring ECL, such as:

- Determining criteria for significant increase in credit risk;
- Choosing appropriate models and assumptions for the measurement of ECL;
- Establishing the number and relative weightings of forward-looking scenarios for each type of product/market and the associated ECL; and
- Establishing groups of similar financial assets for the purposes of measuring ECL.
- Determination of macroeconomics drivers and forecasting macroeconomic scenarios
- Recovery rates on unsecured exposures
- Drawdown of approved facilities

#### Loss Given Default

The Loss Given Default rate on corporate senior unsecured bonds is estimated to be 60% based on the International Swaps and Derivatives Association standard Credit Default Swap contract specification for North American corporate issuers. The Loss Given Default rate on sovereign senior unsecured bonds is estimated to be 46% based on the average Loss Given Default rate on Sovereign bonds during the period 1983 to 2016 as reported by Moody's Investors Service (note 3.a.vi).

#### Valuation of Stage 3 facilities

The proposed cash flows were discounted using the BBD yield curve derived using the Group's Pricing Methodology for Non Eurobond Securities.. The sum of these discounted cash flows represented the Fair Value (as given by the NPV) of the New Instrument. The Impairment was determined as the difference between the NPV of the restructured bonds and the book value of the existing Government of Barbados bonds. A 100bps shift in the curve would result in the market value decreasing by \$40.4 million.

#### d. *Income taxes*

Management judgment is required in determining provisions for income taxes and there are many transactions and calculations for which the ultimate tax determination is uncertain. Where the final tax outcome of these matters is different from the amounts that were initially recorded, such differences will impact the current and deferred income tax assets and liabilities in the period in which such determination is made. When appropriate, particularly where the ultimate tax determination is uncertain, management also obtains opinions or advice from leading tax advisors and regularly reassesses its strategy in relation to such exposures.

The Group is subject to income tax in variance jurisdictions. Tax is calculated on the basis of the tax laws enacted or substantively enacted at the balance sheet date. Substantive enactment is considered to be achieved when further steps in the enactment process will not change the outcome of a proposed change in tax law. Management considers the legislative process applicable in each jurisdiction in which it operates in determining at what point a proposed change in tax law will be considered substantively enacted by identifying the point after which further steps in the enactment process will not affect the outcome of the proposed change. In January 2017, the Corporation tax rate for Trinidad and Tobago was increased from 25% to 30%. It is also expected to increase again in 2018 to 35% for financial institutions.

# First Citizens Holdings Limited And Its Subsidiaries

## Notes to the Consolidated Financial Statements (continued)

30 September 2018

(Expressed in Trinidad and Tobago dollars)

---

### 4 Critical accounting estimates and judgements (continued)

#### e. Retirement benefits

The present value of the retirement benefit obligations depends on a number of factors that are determined on an actuarial basis using a number of assumptions. Any changes in these assumptions will impact the carrying amount of pension obligations.

The assumptions used in determining the net cost (income) for pensions include the discount rate, salary and pension increases. The Group determines the appropriate discount rate at the end of each year. This is the interest rate that should be used to determine the present value of estimated future cash outflows expected to be required to settle the pension obligations. In determining the appropriate discount rate, the Group considers the interest rates of high-quality corporate bonds, and where no deep corporate market exist, the Government bonds are used, that are denominated in the currency in which the benefits will be paid and that have terms to maturity approximating the terms of the related pension liability. In determining the salary increases, the Group considered long-term salary inflation, age, merit and promotion (note 19.j for sensitivity).

The Bank's Board of Directors approved an increase in the retirement age from 60 to 65 effective 1 January 2019. The impact of this change is a one-off reduction in the defined benefit obligation, which is recognised in the "past service cost/(credit)" of \$57.2 million (note 20.b.)

#### f. Fair valuation of properties

The best evidence of fair value is current prices in an active market for similar lease and other contracts. In the absence of such information, the Bank determines the amount within a range of reasonable fair value estimates. In making the judgement, the Bank considers information from a variety of sources including:

- (i) Current prices in an active market for properties of different nature, condition or location (or subject to different lease or other contracts), adjusted to reflect those differences;
- (ii) Recent prices of similar properties in less active market, with adjustments to reflect any changes in economic conditions since the date of the transactions that occurred at those prices; and
- (iii) Discounted cash flow projections based on reliable estimates of future cash flows, derived from the terms of any existing lease and other contracts and (where possible) from external evidence such as current market rents for similar properties in the same location and condition, and using discount rates that reflect current market assessments of the uncertainty in the amount and timing of the cash flows.

The valuations are based on current market conditions and thus may change in the future (note 14 (a) ii).

#### g. Estimated impairment of goodwill

The Group tests annually whether goodwill has suffered any impairment in accordance with the accounting policy stated in note 2 b (iii). The recoverable amounts of cash-generating units have been determined based on value-in-use calculations. If the discounted rate used in the value-in-use calculation was increased by 100 basis points from management's estimates, the value in use calculation will still exceed the fair value less cost to sell calculation, and there will be no impairment of goodwill.

# First Citizens Holdings Limited And Its Subsidiaries

## Notes to the Consolidated Financial Statements (continued)

30 September 2018

(Expressed in Trinidad and Tobago dollars)

---

### 5 Segment analysis

For management purposes, the Group is organized into five business segments based on products and services as follows:-

- **Retail banking:** includes loans and mortgages, deposit, foreign exchange transactions, credit and debit cards and card merchant acquiring business with retail and commercial customers.
- **Corporate banking:** loans and credit facilities and deposits and current accounts for corporate and institutional customers.
- **Treasury management and investment banking:** Liquidity management and investment banking services including corporate finance, and specialised financial trading.
- **Asset management:** Investment products and services to institutional investors and intermediaries.
- **Group function:** Finance, legal, and other centralised functions.

Other Group operations comprise fund management, institutional finance and providing computer services, none of which constitutes a separately reportable segment and business activities from head office.

As the Group's segment operations are all financial with a majority of revenues deriving from interest and the Group Chief Executive Officer relies primarily on net interest revenue to assess the performance of the segment, the total interest income and expense for all reportable segments is presented on a net basis.

There were no changes in the reportable segments during the year.

Transactions between the business segments are carried out at arm's length. The revenue from external parties reported to the Group Chief Executive Officer is measured in a manner consistent with that in the consolidated income statement. The segmental information is reported gross and therefore consolidation adjustments have not been eliminated.

Funds are ordinarily allocated between segments, resulting in funding cost transfers disclosed in inter-segment net interest income. Interest charged for these funds is based on the Group's average cost of funding. There are no other material items of income or expense between the business segments.

Internal charges and transfer pricing adjustments have been reflected in the performance of each business. Revenue-sharing agreements are used to allocate external customer revenues to a business segment on a reasonable basis.

The Group's management reporting is based on a measure of operating profit comprising net interest income, loan impairment charges, net fee and commission income, other income and non-interest expenses.

The information provided about each segment is based on the internal reports about segment profit or loss, assets and other information, which are regularly reviewed by the Executive Management.

Segment assets and liabilities comprise operating assets and liabilities, being the majority of the consolidated statement of financial position.

# First Citizens Holdings Limited And Its Subsidiaries

## Notes to the Consolidated Financial Statements (continued)

30 September 2018

(Expressed in Trinidad and Tobago dollars)

### 5 Segment analysis (continued)

#### a. Segment results of operations

The segment information provided to the Executive Management for the reportable segments for the year ended 30 September 2018 is as follows:-

Year ended 30 September 2018	Retail banking \$'000	Corporate banking \$'000	Treasury & investments banking \$'000	Trustee & asset management \$'000	Group functions \$'000	Total \$'000
Net interest income	589,532	622,651	343,911	3,531	(1,650)	1,557,975
Inter-segment net interest income	120,332	(92,849)	(27,483)	-	-	-
Net fee and commission income	184,758	17,253	70,802	137,797	3,476	414,086
Foreign exchange gains	43,581	1,994	85,903	1	1,126	132,605
Other income	422	1,031	233,657	8,637	91	243,838
<b>Total income</b>	<b>938,625</b>	<b>550,080</b>	<b>706,790</b>	<b>149,966</b>	<b>3,043</b>	<b>2,348,504</b>
Loan impairment charges	(130,574)	(13,181)	(34,269)	-	-	(178,024)
Depreciation and amortisation expense	(42,314)	(482)	(7,583)	(1,482)	(16,118)	(67,979)
Administrative expenses	(231,912)	(17,297)	(106,059)	(22,040)	(169,648)	(546,956)
Other operating expenses	(284,285)	(15,053)	(95,237)	(15,153)	(32,688)	(442,416)
<b>Total non-interest expenses</b>	<b>(689,085)</b>	<b>(46,013)</b>	<b>(243,148)</b>	<b>(38,675)</b>	<b>(218,454)</b>	<b>(1,235,375)</b>
<b>Profit before taxation</b>	<b>249,540</b>	<b>504,067</b>	<b>463,642</b>	<b>111,291</b>	<b>(215,411)</b>	<b>1,113,129</b>
Income tax expense	7,792	(400)	(307,921)	(37,656)	(13)	(338,198)
<b>Profit for the year</b>	<b>257,332</b>	<b>503,667</b>	<b>155,721</b>	<b>73,635</b>	<b>(215,424)</b>	<b>774,931</b>
<b>As at 30 September 2018</b>						
<b>Total assets</b>	<b>8,755,042</b>	<b>11,993,180</b>	<b>22,757,612</b>	<b>825,448</b>	<b>817,668</b>	<b>45,148,950</b>
<b>Total liabilities</b>	<b>17,715,188</b>	<b>4,342,133</b>	<b>14,881,034</b>	<b>376,035</b>	<b>62,150</b>	<b>37,376,540</b>

**First Citizens Holdings Limited And Its Subsidiaries**  
**Notes to the Consolidated Financial Statements (continued)**

**30 September 2018**

*(Expressed in Trinidad and Tobago dollars)*

**5 Segment analysis (continued)**

**a. Segment results of operations (continued)**

	<b>Retail banking \$'000</b>	<b>Corporate banking \$'000</b>	<b>Treasury &amp; investment banking \$'000</b>	<b>Trustee &amp; asset management \$'000</b>	<b>Group functions \$'000</b>	<b>Total \$'000</b>
<b>Year ended 30 September 2017</b>						
Net interest income	545,807	498,393	371,576	3,589	(2,269)	1,417,096
Inter-segment net interest income	106,074	(48,076)	(57,998)	--	--	--
Net fee and commission income	171,599	25,353	30,456	165,801	3,478	396,687
Foreign exchange gains	45,728	2,169	89,861	219	1,092	139,069
Other income	1,401	57	248,057	5,935	242,707	498,157
<b>Total income</b>	<b>870,609</b>	<b>477,896</b>	<b>681,952</b>	<b>175,544</b>	<b>245,008</b>	<b>2,451,009</b>
Loan impairment charges	(20,789)	(7,145)	(32,301)	--	--	(60,235)
Depreciation and amortisation expense	(37,863)	(612)	(14,586)	(1,781)	(18,996)	(73,838)
Administrative expenses	(225,565)	(22,565)	(160,816)	(21,157)	(159,055)	(589,158)
Other operating expenses	(282,363)	(18,700)	(56,637)	(15,214)	(30,337)	(403,251)
<b>Total non-interest expenses</b>	<b>(566,580)</b>	<b>(49,022)</b>	<b>(264,340)</b>	<b>(38,152)</b>	<b>(208,388)</b>	<b>(1,126,482)</b>
<b>Profit before taxation</b>	<b>304,029</b>	<b>428,874</b>	<b>417,612</b>	<b>137,392</b>	<b>36,623</b>	<b>1,324,530</b>
<b>Income tax expense</b>	<b>(2,786)</b>	<b>(365)</b>	<b>(194,935)</b>	<b>(38,672)</b>	<b>--</b>	<b>(236,758)</b>
<b>Profit for the year</b>	<b>301,243</b>	<b>428,509</b>	<b>222,677</b>	<b>98,720</b>	<b>36,621</b>	<b>1,087,772</b>
<b>As at 30 September 2017</b>						
<b>Total assets</b>	<b>8,146,015</b>	<b>11,718,078</b>	<b>18,835,278</b>	<b>480,661</b>	<b>2,396,947</b>	<b>41,576,979</b>
<b>Total liabilities</b>	<b>15,953,408</b>	<b>4,706,520</b>	<b>10,676,052</b>	<b>55,645</b>	<b>2,282,741</b>	<b>33,674,366</b>

# First Citizens Holdings Limited And Its Subsidiaries

## Notes to the Consolidated Financial Statements (continued)

30 September 2018

(Expressed in Trinidad and Tobago dollars)

### 5 Segment analysis (continued)

#### b. Reconciliation of segment results of operations to consolidated results of operations

	Total management reporting \$'000	Adjustments and eliminations \$'000	Total consolidated \$'000
<b>Year ended 30 September 2018</b>			
Net interest income	1,557,975	(1,550)	1,556,425
Non-interest income	790,529	(132,646)	657,883
Impairment losses	(178,024)	--	(178,024)
Non-interest expenses	(1,057,351)	9,006	(1,048,345)
<b>Operating profit</b>	<b>1,113,129</b>	<b>(125,190)</b>	<b>987,939</b>
Share of profit of associates and joint ventures accounted for by the equity method	--	18,238	18,238
Income tax expense	(338,198)	1,852	(336,346)
<b>Profit for the year</b>	<b>774,931</b>	<b>(105,100)</b>	<b>669,831</b>
<b>As at 30 September 2018</b>			
<b>Total assets</b>	<b>45,148,950</b>	<b>(3,091,252)</b>	<b>42,057,698</b>
<b>Total liabilities</b>	<b>37,376,540</b>	<b>(2,011,693)</b>	<b>35,364,847</b>
<b>Year ended 30 September 2017</b>			
Net interest income	1,417,096	(1,877)	1,415,219
Non interest income	1,033,913	(465,689)	568,224
Impairment losses	(60,234)	(15,463)	(75,697)
Non-interest expenses	(1,066,246)	8,746	(1,057,500)
<b>Operating profit</b>	<b>1,324,529</b>	<b>(474,283)</b>	<b>850,246</b>
Share of profit of associates and joint ventures accounted for by the equity method	--	21,597	21,597
Income tax expense	(236,758)	2,308	(234,450)
<b>Profit for the year</b>	<b>1,087,771</b>	<b>(450,378)</b>	<b>637,393</b>
<b>As at 30 September 2017</b>			
<b>Total assets</b>	<b>41,576,978</b>	<b>(2,611,027)</b>	<b>39,965,951</b>
<b>Total liabilities</b>	<b>33,674,367</b>	<b>(1,525,695)</b>	<b>32,148,672</b>

# First Citizens Holdings Limited And Its Subsidiaries

## Notes to the Consolidated Financial Statements (continued)

30 September 2018

(Expressed in Trinidad and Tobago dollars)

6 Cash and due from other banks	2018 \$'000	2017 \$'000
Cash and bank balances	1,667,817	1,922,861
Short-term investments	<u>3,148,305</u>	<u>1,796,126</u>
	<u>4,816,122</u>	<u>3,718,987</u>
Short-term investments:		
- Maturity within 3 months	2,685,488	1,308,920
- Maturity over 3 months	<u>462,817</u>	<u>487,206</u>
	<u>3,148,305</u>	<u>1,796,126</u>

The average effective interest rate on short-term bank deposits was 1.0% (2017: 1.0%); these deposits have an average maturity of 90 days (2017: 90 days).

Cash and cash equivalents include the following for the purposes of the consolidated statement of cash flow:

Cash and bank balances	1,667,817	1,922,861
Short-term investments – maturity within 3 months	2,685,488	1,308,920
Due from/(to) other banks	<u>(1,512,249)</u>	<u>(1,504,340)</u>
	<u>2,841,056</u>	<u>1,727,441</u>

## 7 Statutory deposits with central bank

Under the provisions of Financial Institutions Act 2008 (Trinidad and Tobago), the Bank and its subsidiary (First Citizens Asset Management Limited) are required to maintain as a deposit with the Central Bank of Trinidad and Tobago restricted cash balances. These balances represent a ratio of certain deposit liabilities held in such form and to such extent as the Central Bank may prescribe from time to time. As of 30 September 2018, the current ratio was 17% for First Citizens Bank Limited and 9% for First Citizens Asset Management Limited. Under the provisions of the Act, it can be waived for a specified period of time and on such conditions as may be determined by the Central Bank. In 2018, the Central Bank discontinued the compulsory deposit account, which amounted to \$346.3 million as at 2017 and carried an average interest rate of 0.53%.

In Barbados, under the provisions of the Financial Institution Act, 1996-16, the Bank's subsidiary, First Citizens Bank (Barbados) Limited, is required to maintain as a deposit with the Central Bank of Barbados restricted cash balances. This balance represents a ratio of customers deposit balances (both domestic and foreign currency) held in such form and to such extent as the Minister, on advice of the Central Bank may prescribe from time to time. As at 30 September 2018, the ratio was 15% of total domestic customer deposit balances (comprising 10% government securities and 5% cash) plus 2% of total foreign customer deposit balances.

As at 30 September 2018 the Bank and its qualifying subsidiaries were in compliance with these requirements



# First Citizens Holdings Limited And Its Subsidiaries

## Notes to the Consolidated Financial Statements (continued)

30 September 2018

(Expressed in Trinidad and Tobago dollars)

### 8 (a) Investments – Hold to collect and sell

	2018 \$'000	2017 \$'000
Securities of/or guaranteed by the Government of the Republic of Trinidad and Tobago	7,982,705	7,004,324
Listed investments	2,166,547	1,894,699
Unlisted investments	447,387	3,585,819
	<u>10,596,639</u>	<u>12,484,842</u>
Portfolio allowance	(72,535)	(17,909)
	<u>10,524,104</u>	<u>12,466,933</u>
Debt securities		
Listed	3,495,621	1,855,000
Unlisted	6,939,558	10,560,724
	<u>10,435,179</u>	<u>12,415,724</u>
Equity securities		
Listed	77,594	39,699
Unlisted	11,331	11,510
	<u>88,925</u>	<u>51,209</u>
Total securities	<u>10,524,104</u>	<u>12,466,933</u>
Current portion	2,265,776	2,681,990
Non current portion	8,258,328	9,784,943
	<u>10,524,104</u>	<u>12,466,933</u>

Investment securities totalling \$4,113 million (2017: \$4,053 million) are pledged to secure the repurchase agreements (see Note 17). Interest rates on these repos range from 0.20% to 5.89% in 2018 (2017: 0.20% to 5.89%).

Balance at beginning of the year	12,466,933	11,483,930
IFRS 9 adjustments- reclassification	(1,380,392)	-
IFRS 9 adjustments- remeasurements -ECL	(49,384)	-
Revised opening balance	<u>11,037,157</u>	<u>11,483,930</u>
Exchange differences	1,400	20,207
Additions	10,199,821	9,844,080
Disposals	(10,339,451)	(8,863,368)
Reclassification to Hold to Collect	(92,611)	-
Net movements in provisions	(5,241)	(9,610)
Net amortisation of premiums	(180)	-
Gains from changes in FV	(276,791)	(8,306)
Balance at end of year	<u>10,524,104</u>	<u>12,466,933</u>

#### Fair value losses based on:

Quoted market prices	(42,044)	(13,445)
Other techniques	(234,747)	5,139
	<u>(276,791)</u>	<u>(8,306)</u>

#### The movement in the impairment allowance is as follows:

Allowance at beginning of the year	17,909	8,253
IFRS 9 remeasurements	49,384	-
Revised opening balance	<u>67,293</u>	<u>8,253</u>
Exchange difference	1	46
Charge for the year	5,241	9,610
Allowance at the end of year	<u>72,535</u>	<u>17,909</u>

# First Citizens Holdings Limited And Its Subsidiaries

## Notes to the Consolidated Financial Statements (continued)

30 September 2018

(Expressed in Trinidad and Tobago dollars)

---

### 8 (b) Financial assets at fair value at OCI

Bond	13,413	655
Listed - equity	439	-
	<u>13,852</u>	<u>655</u>

The movement in investment securities may be summarized as follows:

At beginning of year	655	239,958
IFRS 9 reclassifications	396	-
	<u>1,051</u>	<u>239,958</u>
Additions	13,462	559
Disposals	(618)	(229,327)
Gains from changes in fair value	(60)	(10,535)
Impairments	17	-
	<u>13,852</u>	<u>655</u>

The above securities are managed and their performance evaluated on a fair value basis in accordance with a documented risk management strategy, and information about the groups of financial instruments is reported to management on that basis.

# First Citizens Holdings Limited And Its Subsidiaries

## Notes to the Consolidated Financial Statements (continued)

30 September 2018

(Expressed in Trinidad and Tobago dollars)

9 Investments – Hold to collect	2018 \$'000	2017 \$'000
Securities of/or guaranteed by the Government of the Republic of Trinidad and Tobago	1,982,195	900,926
Unlisted investments	1,905,784	516,177
Listed investments	96,366	227,732
Corporate	914,457	1,568,721
Individuals	14,136	14,497
	<u>4,912,938</u>	<u>3,228,053</u>
Provision for impairment	(322,538)	(5,954)
	<u>4,590,400</u>	<u>3,222,099</u>
Current portion	922,006	1,771,319
Non current portion	3,990,932	1,456,734
	<u>4,912,938</u>	<u>3,228,053</u>
Balance at beginning of the year	3,222,099	3,291,584
Reclassification	1,539,237	-
Remeasurements- Reserve	(52,606)	-
Remeasurements - ECL	(216,810)	-
Balance at start of year	<u>4,491,920</u>	<u>3,291,584</u>
Exchange differences	(14)	11,978
Additions	1,084,925	37,994
Disposals	(977,584)	(113,065)
Gains/Losses from changes in FV	(3,088)	(10,172)
Net Amortisation of discounts/(premiums)	1,404	5,465
Reclassification to Hold to collect	92,611	-
Net movement in provision	<u>(99,774)</u>	<u>(1,685)</u>
Balance at end of year	<u>4,590,400</u>	<u>3,222,099</u>
<i>The movement in the impairment allowance is as follows:</i>		
Allowance at beginning of the year	5,954	4,269
IFRS 9 reclassification	216,810	--
Revised opening balance	<u>222,764</u>	<u>4,269</u>
Charge for the year	99,774	1,685
Allowance at the end of year	<u>322,538</u>	<u>5,954</u>

# First Citizens Holdings Limited And Its Subsidiaries

## Notes to the Consolidated Financial Statements (continued)

30 September 2018

(Expressed in Trinidad and Tobago dollars)

10 Loans to customers	2018 \$'000	2017 \$'000
Performing loans	15,718,627	14,342,218
Non-performing loans	541,679	398,404
	<u>16,260,306</u>	<u>14,740,622</u>
Allowance for loan losses	(245,350)	(306,039)
	<u>16,014,956</u>	<u>14,434,583</u>
<i>Loans analysed by sector</i>		
Consumer	3,239,170	2,841,603
Agriculture	138,862	12,229
Petroleum	418,800	457,776
Manufacturing	476,765	368,539
Construction	1,583,674	1,531,436
Distribution	611,742	424,792
Hotels and guest houses	542,039	492,015
Transport, storage and communications	1,106,286	850,794
Finance, insurance and real estate	3,954,642	3,410,240
Other business services	866,007	914,768
Personal services	27,004	25,815
Real estate mortgage	3,295,315	3,410,615
	<u>16,260,306</u>	<u>14,740,622</u>
Current portion	5,823,818	5,808,236
Non current portion	10,436,488	8,932,386
	<u>16,260,306</u>	<u>14,740,622</u>
<i>Allowance for loan losses</i>		
Allowance at beginning of the year	306,039	341,182
IFRS 9 adjustment effective October 1, 2017	(120,317)	-
Revised opening balance	185,722	341,182
Exchange difference	--	288
Charge for the year	80,017	53,585
Loans written off during the year	(20,389)	(89,016)
Allowance at the end of year	<u>245,350</u>	<u>306,039</u>
<i>Impairment loss on loans net of recoveries</i>		
Charge for the year	80,017	53,585
Amounts recovered during the year	(7,004)	(8,761)
	<u>73,013</u>	<u>44,824</u>

# First Citizens Holdings Limited And Its Subsidiaries

## Notes to the Consolidated Financial Statements (continued)

30 September 2018

(Expressed in Trinidad and Tobago dollars)

### 11 Loan notes

	2018 \$'000	2017 \$'000
--	----------------	----------------

The loan notes due to the Group comprise the following:

(i) Taurus Services Limited	273,943	342,428
-----------------------------	---------	---------

(ii) This represents several interest bearing notes issued by Taurus Services Limited as consideration for assets sold to Taurus Services Limited as part of the restructuring of the three former banks and Government support for the Company on its formation (See Note 1).

The terms of the original notes, dated 30 September 1994, were as follows:

- Tenor of 15 years with effect from 30 September 1994;
- Interest rate of 4.5% below prime with a floor rate of 11.5% per annum;
- A moratorium of 5 years on principal payments; and
- Government guarantee.

On 1 October 2000, a new agreement was entered into whereby the GORTT made a bullet payment to reduce part of the interest accrued. The unpaid portion of the interest up to that date of \$150 million was capitalised. Thereafter, accrued interest was capitalised semi-annually until 30 September 2002 (the end of the moratorium) and this totalled \$198.4 million. The new principal balance outstanding on the restructured loan notes as at 30 September 2004 which includes all capitalised interest to date amounted to \$1,267 million.

The terms of this new agreement are as follows:

- Tenor of 22 years with effect from 1 October 2000;
- Interest rate of 4.5% below prime with a floor rate of 11.5% per annum;
- A moratorium of 2 years on both principal and interest;
- Payment of principal and interest in semi-annual intervals thereafter; and
- Government guarantee.

To date, these notes have been serviced in accordance with the new agreement. These notes are not transferable. On 8 November 2007, the Group was informed of the GORTT's intention to early repay these notes. To date, there have been no further developments.

The ECL for the Taurus note was computed using the PD for the GORTT, which is a counterparty of this agreement. This is classified under Stage 1 with no impact.

### 12 Other assets

	2018 \$'000	2017 \$'000
--	----------------	----------------

Prepayments	39,161	35,906
Accounts receivable	238,397	102,649
Accrued interest	228,112	201,319
	505,670	339,874

### 13 Investment accounted for using equity methods

Investment in Joint Venture	32,439	30,314
Investment in Associate	152,817	149,447
	185,256	179,761

#### 13 a. Investment in joint ventures

(i) Infolink Services Limited (ISL)	31,077	29,105
(ii) Trinidad & Tobago Interbank Payment System Limited (TTIPS)	1,362	1,209
	32,439	30,314
Beginning of the year	30,314	29,901
Share of profit after tax	4,320	3,222
Dividend received from Joint Ventures	(2,195)	(2,809)
At end of year	32,439	30,314

# First Citizens Holdings Limited And Its Subsidiaries

## Notes to the Consolidated Financial Statements (continued)

30 September 2018

(Expressed in Trinidad and Tobago dollars)

### 13 a. Investment in joint ventures (continued)

- (i) This investment represents 25% of the equity capital of Infolink Services Limited, a company incorporated in Trinidad and Tobago whose principal activity is the provision of electronic banking reciprocity. Infolink's reporting period is December. The financial information below reflects the results as at August 2018.
- (ii) This investment represents 14.29% in the equity capital of Trinidad & Tobago Inter-bank Payment System Limited whose principal activity is operation of an automatic clearings house. TTIPS reporting period is October. The financial information below reflects the results as at August 2018.

Name	Country of incorporation	Assets \$'000	Liabilities \$'000	Revenues \$'000	Profits \$'000	% Interest held
<b>2018</b>						
ISL	Trinidad & Tobago	130,263	5,956	29,465	16,666	25
TTIPS	Trinidad & Tobago	9,930	399	3,424	1,064	14.29
<b>2017</b>						
ISL	Trinidad & Tobago	120,489	4,477	26,303	12,326	25
TTIPS	Trinidad & Tobago	8,760	293	5,551	976	14.29

### 13 b. Investment in associates

	2018 \$'000	2017 \$'000
Beginning of the year	149,447	141,248
Share of reserve movement	-	-
Share of profit after tax	13,919	18,376
Exchange differences	-	465
Dividend received from associate	<u>(10,549)</u>	<u>(10,642)</u>
At end of year	<u>152,817</u>	<u>149,447</u>

St Lucia Electricity Services Limited is listed on the Eastern Caribbean Securities Exchange, The investment in associate at 30 September 2018 includes goodwill of \$4.6 million (2017: \$4.6 million).

The reporting period for St Lucia Electricity Services Limited is December. The information below reflects The Group's share of the results of associate and its share of the assets (including goodwill and liabilities) as at August 2018, are as follows:

Name	Country of incorporation	Assets \$'000	Liabilities \$'000	Revenues \$'000	Profits \$'000	% Interest held
<b>2018</b>						
St. Lucia Electricity Services Limited	St. Lucia	1,264,101	488,764	761,534	72,837	19.11
<b>2017</b>						
St. Lucia Electricity Services Limited	St. Lucia	1,250,006	492,298	697,600	96,097	19.11

The fair value of the investment in associate at 30 September 2018 is \$152.8 million (2017: \$149.4 million).

# First Citizens Holdings Limited And Its Subsidiaries

## Notes to the Consolidated Financial Statements (continued)

30 September 2018

(Expressed in Trinidad and Tobago dollars)

### 14 Property, plant and equipment

	Freehold premises \$'000	Leasehold premises \$'000	Motor vehicles & equipment \$'000	Work in progress \$'000	Total \$'000
<b>Year ended 30 September 2018</b>					
Opening net book amount	435,287	43,897	71,463	39,873	590,520
Additions	15,004	146	22,219	21,638	59,007
Disposals	-	-	(2,676)	-	(2,676)
Transfer	-	-	14,747	(14,747)	-
Revaluation surplus	4,174	-	-	-	4,174
Depreciation charge	(5,912)	(7,058)	(34,972)	-	(47,942)
Closing net book amount	448,553	36,985	70,781	46,764	603,083
<b>As at 30 September 2018</b>					
Cost/valuation	485,585	134,073	534,684	46,764	1,201,106
Accumulated depreciation	(37,032)	(97,088)	(463,903)	-	(598,023)
Net book amount	448,553	36,985	70,781	46,764	603,083
<b>Year ended 30 September 2017</b>					
Opening net book amount	376,342	50,830	71,984	43,066	542,222
Additions	53,767	155	28,560	24,133	106,615
Disposals	-	-	(3,600)	-	(3,600)
Transfer	18,102	-	9,224	(27,326)	-
Revaluation surplus	9	-	-	-	9
Depreciation charge	(12,933)	(7,088)	(34,705)	-	(54,726)
Closing net book amount	435,287	43,897	71,463	39,873	590,520
<b>As at 30 September 2017</b>					
Cost/valuation	467,727	133,348	502,859	39,873	1,143,807
Accumulated depreciation	(32,440)	(89,451)	(431,396)	-	(553,287)
Net book amount	435,287	43,897	71,463	39,873	590,520
<b>As at 30 September 2016</b>					
Cost/valuation	395,849	118,914	471,800	43,066	1,029,629
Accumulated depreciation	(19,507)	(68,084)	(399,816)	-	(487,406)
Net book amount	376,342	50,830	71,984	43,066	542,222

# First Citizens Holdings Limited And Its Subsidiaries

## Notes to the Consolidated Financial Statements (continued)

30 September 2018

(Expressed in Trinidad and Tobago dollars)

### 14 Property, plant and equipment (continued)

#### a. Recognised fair value measurements

##### (i) Fair value hierarchy

This note explains the judgements and estimates made in determining the fair values of the non-financial assets that are recognised and measured at fair value in the financial statements. To provide an indication about the reliability of the inputs used in determining fair value, the Group has classified its non financial assets carried at fair value into the three levels prescribed under the accounting standards. An explanation of each level is provided in note 3.7(b).

Level 3	2018 \$'000	2017 \$'000
Land and building	424,534	394,047
Building on Lease Land	21,769	34,684
Freehold Land	2,250	6,556
	<u>448,553</u>	<u>435,287</u>

The Group's policy is to recognise transfers into and transfers out of fair values hierarchy levels as at the end of the reporting period. There were no transfers between levels 1 and 2 for recurring fair value measurements during the year.

##### (ii) Valuation techniques used to determine level 2 and level 3 fair values

As at 30 September 2018, the Group's freehold premises were stated at revalued amounts determined by external, independent and qualified valuers. Valuations were made on the basis of open market value. Open market values are determined by considering the current market condition. Changes in fair value are recorded in the statement of comprehensive income. The Group's policy is to obtain independent valuations for its freehold land and buildings at least every three years.

At the end of each reporting period, management update their assessment of the fair value of each property, taking into account the most recent independent valuations. Management determine a property's value within a range of reasonable fair value estimates.

The best evidence of fair value is current prices in an active market for similar properties. Where such information is not available Management consider information from a variety of sources including:

- current prices in an active market for properties of different nature or recent prices of similar properties in less active markets, adjusted to reflect those differences;
- discounted cash flow projections based on reliable estimates of future cash flows.

##### (iii) Transfer between level 2 and 3 and change in valuation techniques

There were no transfers between levels 2 and 3 for recurring fair value measurements nor change in the valuation technique during the financial year.

Level 3 fair values of land and retail units have been derived using the sales comparison approach. Sales prices of comparable land and buildings in close proximity are adjusted for differences in key attributes such as property size. The most significant input into this valuation approach is price per square foot. If the price per square foot increase by 100 basis points, the fair value will increase by \$13.0M (2017:\$16.3M) with a corresponding entry in the reserve in shareholders' equity.



# First Citizens Holdings Limited And Its Subsidiaries

## Notes to the Consolidated Financial Statements (continued)

30 September 2018

(Expressed in Trinidad and Tobago dollars)

### 14 Property, plant and equipment (continued)

If freehold premises were stated on the historical cost basis, the amounts would be as follows:

	2018 \$'000	2017 \$'000
Cost	327,264	312,260
Accumulated depreciation	<u>(103,969)</u>	<u>(98,057)</u>
Net book amount	<u>223,295</u>	<u>214,203</u>

### 15 Intangible assets

	Goodwill \$'000	Software \$'000	Other intangible assets \$'000	Total \$'000
<b>As at 30 September 2018</b>				
Acquisition cost	156,886	278,778	36,284	471,948
Accumulated amortisation	-	(228,454)	(23,623)	(252,077)
Net book amount	<u>156,886</u>	<u>50,324</u>	<u>12,661</u>	<u>219,871</u>
<b>Period ended 30 September 2018</b>				
Opening net book amount	156,886	38,872	16,598	212,356
Additions	-	32,744	-	32,744
Disposal	-	(1,263)	-	(1,263)
Amortisation charge	-	(20,029)	(3,937)	(23,966)
Impairment	-	-	-	-
Closing net book amount	<u>156,886</u>	<u>50,324</u>	<u>12,661</u>	<u>219,871</u>
<b>As at 30 September 2017</b>				
Acquisition cost	156,886	247,297	36,284	440,467
Accumulated amortisation	-	(208,425)	(19,686)	(228,111)
Net book amount	<u>156,886</u>	<u>38,872</u>	<u>16,598</u>	<u>212,356</u>
<b>Period ended 30 September 2017</b>				
Opening net book amount	174,835	49,297	20,535	244,667
Additions	-	9,984	-	9,984
Disposal	-	(601)	-	(601)
Amortisation charge	-	(19,808)	(3,937)	(23,745)
Impairment	(17,949)	-	-	(17,949)
Closing net book amount	<u>156,886</u>	<u>38,872</u>	<u>16,598</u>	<u>212,356</u>

Goodwill is reviewed annually for impairment or more frequently when there are indicators that impairment may have occurred. First Citizens Barbados goodwill of \$17.9M was identified as impaired in 2017.

# First Citizens Holdings Limited And Its Subsidiaries

## Notes to the Consolidated Financial Statements (continued)

30 September 2018

(Expressed in Trinidad and Tobago dollars)

### 15 Intangible assets (continued)

#### Impairment test for goodwill

Goodwill is allocated for impairment testing purposes for the following cash generating units as follows:-

Goodwill	2018 \$'000	2017 \$'000
First Citizens Investment Services (FCIS)	156,886	156,886
	<u>156,886</u>	<u>156,886</u>

The recoverable amounts of the cash generating units were determined based on value-in-use. Cash flow projections used in the value-in-use calculations were based on financial projections by management covering a five (5) year period and a discount rate. Cash flow beyond that five year period have been extrapolated using the growth rate for the respective units.

The key estimates used in the value-in-use calculations are as follows:-

	2018	FCIS	2017
Estimates used in the value for use			
Net interest margin growth	12.58%		9.23%
Growth rate	4.00%		5.00%
Discount factors	5.69%		3.37%

These assumptions were used for the analysis of each cash generating unit. Management determined the net interest margin and growth rate based on past performance and its expectations of the market developments.

Goodwill is reviewed annually for impairment, or more frequently when there are indicators that impairment may have occurred. The impairment test carried out as at 30 September 2018 for FCIS, revealed that the value in use is in excess of the carrying amount.

### 16 Customers' deposits

Deposits are analysed by sector as follows:	2018 \$'000	2017 \$'000
Public institutions	7,606,407	7,524,998
Private institutions	9,384,185	8,281,431
Consumers	8,508,999	8,169,983
	<u>25,499,591</u>	<u>23,976,412</u>
Current portion	25,077,206	23,631,620
Non current portion	422,385	344,792
	<u>25,499,591</u>	<u>23,976,412</u>

Deposits due to customers only include financial instruments classified as liabilities at amortised cost. Deposits amounting to \$4.7 billion (2017: \$4.5 billion) are at fixed rates. All other deposits amounting to \$20.8 billion (2017: \$19.5 billion) are at variable rates.

# First Citizens Holdings Limited And Its Subsidiaries

## Notes to the Consolidated Financial Statements (continued)

30 September 2018

(Expressed in Trinidad and Tobago dollars)

### 17 Other funding instruments

	2018 \$'000	2017 \$'000
Loan participation	-	4,211
Repurchase agreements	4,112,559	4,052,703
Funds under management	25,429	25,439
USD Fixed Rate Note	248,751	248,751
	<u>4,386,739</u>	<u>4,331,104</u>

Other funding instruments are analysed by sector as follows:

Public institutions	1,456,884	1,337,954
Private institutions	1,933,834	2,049,219
Consumers	996,021	943,931
	<u>4,386,739</u>	<u>4,331,104</u>
Current portion	3,719,197	3,690,349
Non-current portion	667,542	640,755
	<u>4,386,739</u>	<u>4,331,104</u>

The securities sold under the repurchase agreements only include financial instruments classified at amortised cost (see Note 8a). Interest rates on these repos range from 0.20% to 5.89% in 2018 (2017: 0.20% to 5.89%).

### 18 Due to other Banks

Short term	1,077,586	1,070,850
Medium term	434,663	433,490
	<u>1,512,249</u>	<u>1,504,340</u>

Short-term borrowings represented demand facilities via a number of financial institutions.

Medium-term borrowings represents unsecured borrowings of US\$34.9 million, and TT\$197.7 million from clients for a period of three years. The average interest rate for 2018 was 3.21% (2017: 3.21%).

### 19 Creditors and accrued expenses

Accrued expenses	132,881	138,653
Other liabilities	229,371	267,079
Interest payable	75,310	52,353
Due to GOTT	21,478	25,531
Due to brokers	8,645	41,010
Funds payable to bondholders	280,954	18,282
	<u>748,639</u>	<u>542,908</u>

The amount due to GORTT relates to what is owed by the Bank with respect to payments made on claims which were subsequently recovered pursuant to Liquidity Support Agreement outlined in note 3 a. (iv) (e).

# First Citizens Holdings Limited And Its Subsidiaries

## Notes to the Consolidated Financial Statements (continued)

30 September 2018

(Expressed in Trinidad and Tobago dollars)

20	Retirement benefit asset	2018 \$'000	2017 \$'000
a. <i>Net liability in balance sheet</i>			
	Present value of obligation	(1,368,439)	(1,368,808)
	Pension plan assets at fair value	<u>1,343,706</u>	<u>1,300,217</u>
	Value of surplus/(deficit)	<u>(24,733)</u>	<u>(68,591)</u>
	Net defined benefit asset/(liability)	<u>(24,733)</u>	<u>(68,591)</u>
b. <i>Movement in present value of defined benefits obligation:</i>			
	Beginning of year	1,368,808	1,254,103
	Current year service cost	55,935	51,177
	Interest cost	75,979	69,613
	Members contributions	14,041	13,617
	Past service cost/(credit)	(57,215)	-
	Re-measurements		
	- Experience adjustments	(5,258)	21,593
	- Actuarial (gains) from change in financial assumptions	(39,473)	-
	Benefits paid	<u>(44,378)</u>	<u>(41,295)</u>
	Defined benefit obligation at end of year	<u>1,368,439</u>	<u>1,368,808</u>
c. <i>The defined benefit obligation is allocated between the Plan's members as follows:</i>			
	- Active	68%	69%
	- Deferred members	7%	7%
	- Pensioners	25%	24%
	The weighted average duration of the defined benefit obligation at year end	18.6 years	19.3 years
	96% of the benefits for active members are vested		
	40% of the defined benefit obligation for active member is conditional on future salary increases		
d. <i>Movement in fair value of plan assets:</i>			
	Beginning of year	1,300,217	1,224,650
	Interest income	71,523	67,324
	Return of plan assets, excluding interest income	(28,452)	9,395
	Company's contributions	32,213	27,876
	Members contributions	14,041	13,617
	Benefits paid	(44,378)	(41,295)
	Expense allowance	<u>(1,458)</u>	<u>(1,350)</u>
	Fair value of plan assets at end of year	<u>1,343,706</u>	<u>1,300,217</u>
	Actual return on plan asset	43,071	76,719

# First Citizens Holdings Limited And Its Subsidiaries

## Notes to the Consolidated Financial Statements (continued)

30 September 2018

(Expressed in Trinidad and Tobago dollars)

### 20 Retirement benefit asset (continued)

	2018 \$'000	2017 \$'000
<i>e. Asset allocation</i>		
Local and regional equity securities	379,434	375,551
Oversea equities (outside CARICOM)	236,052	214,788
TT\$ denominated bonds	664,239	632,288
US\$ denominated bonds	28,803	27,935
Cash and cash equivalents	34,924	49,418
Other (annuities, mortgages etc.)	<u>254</u>	<u>237</u>
Fair value of plan assets at end of year	<u>1,343,706</u>	<u>1,300,217</u>

All asset values as at 30 September 2018 were based on unaudited accounts provided by First Citizens Trustee Services Limited. Overseas equities have quoted prices in active markets. Local equities also have quoted prices but the market is relatively illiquid. The Plan's investment manager calculates the fair value of the Government bonds and corporate bonds by discounting expected future proceeds using a constructed yield curve.

The majority of the Plan's government bonds were issued by the Government of Trinidad & Tobago, which also guarantees many of the corporate bonds held by the Plan.

The Plan's assets are invested using a strategy agreed with the Plan's Trustee and Management Committee.

This strategy is largely dictated by statutory constraints (at least 80% of the assets must be invested in Trinidad & Tobago and no more than 50% in equities) and the availability of suitable investments.

There are no asset-liability matching strategies used by the Plan.

	2018 \$'000	2017 \$'000
<i>f. Expenses recognised in profit or loss</i>		
Current service costs	55,935	51,177
Net interest on net defined benefit liability/asset	4,456	2,289
Past service cost/(credit)	(57,215)	-
Administrative expenses	<u>1,458</u>	<u>1,350</u>
Net pension income	<u>4,634</u>	<u>54,816</u>
<i>g. Re-measurement recognized in other comprehensive income</i>		
Experience (gains)/Losses	<u>(16,279)</u>	<u>12,198</u>
Total amount recognised in other comprehensive income	<u>(16,279)</u>	<u>12,198</u>
<i>h. Reconciliation of opening and closing balance sheet entries</i>		
Opening defined benefit (liability)/asset	(68,591)	(29,453)
Net pension cost	(4,634)	(54,816)
Re-measurements recognised in other comprehensive income	16,279	(12,198)
Company contribution paid	<u>32,213</u>	<u>27,876</u>
Closing defined benefit (liability)/asset	<u>(24,733)</u>	<u>(68,591)</u>

# First Citizens Holdings Limited And Its Subsidiaries

## Notes to the Consolidated Financial Statements (continued)

30 September 2018

(Expressed in Trinidad and Tobago dollars)

### 20 Retirement benefit asset (continued)

	2018 \$'000	2017 \$'000
i. <i>Summary of principal assumptions as at 30 September</i>		
Discount rate	5.5%	5.5%
Average individual salary increases	5.5%	5.5%
Future pension increases	1.25%	1.5%

Assumptions regarding future mortality are based on published mortality tables. The life expectancies underlying the value of the defined benefit obligation as at 30 September 2018 are as follows:

Life expectancy at age 60 for current pension in years		
- Male	21.0	21.0
- Female	25.1	25.1
Life expectancy at age 60 for current members age 40 in years		
- Male	21.4	21.4
- Female	25.4	25.4

### j. *Sensitivity analysis*

The calculation of the defined benefit obligation is sensitive to the assumptions used. The following table summarises how the defined benefit obligation as at 30 September 2017 would have changed as a result of a change in the assumptions used.

	1% pa decrease	1% pa increase
Discount rate	278,942	(207,009)
Future salary increases	(90,498)	107,454
Future pension increases	(129,940)	129,940

An increase of 1 year in the assumed life expectancies shown above would increase the defined benefit obligation at 30 September 2018 by \$23.8 million (2017: \$23.0 million).

These sensitivities were calculated by re-calculating the defined benefit obligations using the revised assumptions.

### k. *Funding*

The Bank meets the balance of the cost of funding the defined benefit Pension Plans and the Bank must pay contributions at least equal to those paid by members, which are fixed. The funding requirements are based on regular (at least every 3 years) actuarial valuations of the Plans and the assumptions used to determine the funding required may differ from those set out above. The Bank expects to pay \$36.5 million to the Pension Plans during 2018/19.

# First Citizens Holdings Limited And Its Subsidiaries

## Notes to the Consolidated Financial Statements (continued)

30 September 2018

(Expressed in Trinidad and Tobago dollars)

### 21 Bonds payable

	2018 \$'000	2017 \$'000
(i) Fixed Rate Bond TTD 400 Million (Series 1)	400,000	400,000
(ii) Fixed Rate Bond TTD 100 Million (Series 2)	100,000	100,000
(iii) Fixed Rate Bond TTD 900 Million	900,000	900,000
(iv) Fixed Rate Bond USD 90.4 Million	605,011	-
(v) Fixed Rate Bond TTD 860.7 Million	860,755	-
	<u>2,865,766</u>	<u>1,400,000</u>
Current portion	-	-
Non current portion	<u>2,865,766</u>	<u>1,400,000</u>
	<u>2,865,766</u>	<u>1,400,000</u>

- (i) TTD Fixed Rate Bond Series 1 – In August 2014, this bond for \$400 million was issued. This bond is unsecured and carries a fixed rate of 3.10 % with a tenor of seven (7) years. Interest is payable semi-annually in arrears. Principal will be repaid in a bullet payment at maturity.
- (ii) TTD Fixed Rate Bond Series 2 – In August 2014, this bond for \$100 million was issued. This bond is unsecured and carries a fixed rate of 3.25 % with a tenor of ten (10) years. Interest is payable semi-annually in arrears. Principal will be repaid in a bullet payment at maturity. A onetime call option exists on the 7<sup>th</sup> anniversary subject to the minimum notice of 90 days.
- (iii) TTD Fixed Rate Bond – In October 2015, this bond for \$900 million was issued. This bond is unsecured and carries a fixed rate of 4.25 % with a tenor of seven (7) years. Interest is payable semi-annually in arrears. Principal will be repaid in a bullet payment at maturity. A onetime call option exists on the 5<sup>th</sup> anniversary subject to the minimum notice of 60 days.
- (iv) USD Fixed Rate Bond – In January 2018, this bond for \$90.4 million was issued. This bond is unsecured and carries a fixed rate of 4.25 % with a tenor of five (5) years. Interest is payable semi-annually in arrears. Principal will be repaid in a bullet payment at maturity. A prepayment option exists after the 2<sup>nd</sup> anniversary subject to the minimum notice of 60 days.
- (v) TTD Fixed Rate Bond – In April 2018, this bond for \$860.7 million was issued. This bond is unsecured and carries a fixed rate of 4.50 % with a tenor of six (6) years. Interest is payable semi-annually in arrears. Principal will be repaid in a bullet payment at maturity. A prepayment option exists after the 5<sup>th</sup> anniversary subject to the minimum notice of 60 days.

### 22 Deferred income tax

Deferred income taxes are calculated on all temporary differences under the liability method using the applicable tax rate for each subsidiary.

	2018 \$'000	2017 \$'000
The movement on the deferred income tax account is as follows:		
At beginning of year	(252,429)	(228,342)
Impact of revaluation adjustments recorded directly to shareholders' equity:		
- Revaluation on available-for-sale financial assets	76,805	(17,096)
- Revaluation on held to maturity due to reclassification	476	57
- Revaluation on property, plant and equipment	(462)	-
- Remeasurement of defined benefit liability	(13,713)	(4,965)
Credit to consolidated statement of income (note 34)	<u>(4,938)</u>	<u>(2,083)</u>
At end of year	<u>(194,261)</u>	<u>(252,429)</u>

# First Citizens Holdings Limited And Its Subsidiaries

## Notes to the Consolidated Financial Statements (continued)

30 September 2018

(Expressed in Trinidad and Tobago dollars)

### 22 Deferred income tax (continued)

Deferred income tax assets and liabilities are attributable to the following items:

	Balance at 1.10.17 \$'000	(Charge)/credit to income statement \$'000	(Charge)/credit to other comprehensive income \$'000	Balance at 30.09.18 \$'000
<b>Deferred income tax assets</b>				
Provisions	985	4,547	-	5,532
Fair value measurement of assets through profit or loss	366	8	-	374
	<u>1,351</u>	<u>4,555</u>	<u>-</u>	<u>5,906</u>
<b>Deferred income tax liabilities</b>				
Retirement benefit asset	(10,394)	(9,653)	-	(20,047)
Re-measurement of defined benefit liability	(48,086)	-	(13,713)	(61,799)
Fair value measurement of available for sale	(115,380)	-	76,805	(38,575)
Fair value measurement of held to maturity	(4,929)	-	476	(4,453)
Intangible asset recognised on business combination	(5,980)	1,852	-	(4,128)
Zero coupon instruments	(33,248)	(3,851)	-	(37,099)
Accelerated tax depreciation	(23,001)	2,416	-	(20,585)
Unrealised exchange and other gains	(5,997)	(39)	-	(6,036)
Revaluation gain on property, plant and equipment	(3,494)	(218)	(462)	(4,174)
Revaluation of PPE – Associates	(3,271)	-	-	(3,271)
	<u>(253,780)</u>	<u>(9,493)</u>	<u>63,106</u>	<u>(200,167)</u>
Net deferred income tax liability	<u>(252,429)</u>	<u>(4,938)</u>	<u>63,106</u>	<u>(194,261)</u>



# First Citizens Holdings Limited And Its Subsidiaries

## Notes to the Consolidated Financial Statements (continued)

30 September 2018

(Expressed in Trinidad and Tobago dollars)

### 22 Deferred income tax (continued)

	Balance at 1.10.16 \$'000	(Charge)/credit to income statement \$'000	(Charge)/credit to other comprehensive income \$'000	Balance at 30.09.17 \$'000
<b>Deferred income tax assets</b>				
Provisions	985	-	-	985
Fair value measurement of assets through profit or loss	343	23	-	366
	<u>1,328</u>	<u>23</u>	<u>-</u>	<u>1,351</u>
<b>Deferred income tax liabilities</b>				
Retirement benefit asset	(18,476)	8,082	-	(10,394)
Re-measurement of defined benefit liability	(43,121)	-	(4,965)	(48,086)
Fair value measurement of available for sale	(98,284)	-	(17,096)	(115,380)
Fair value measurement of held to maturity	(4,986)	-	57	(4,929)
Intangible asset recognised on business combination	(7,674)	1,694	-	(5,980)
Zero coupon instruments	(24,584)	(8,664)	-	(33,248)
Accelerated tax depreciation	(20,886)	(2,115)	-	(23,001)
Unrealised exchange and other gains	(4,676)	(1,321)	-	(5,997)
Revaluation gain on property, plant and equipment	(3,712)	218	-	(3,494)
Revaluation of PPE – Associates	(3,271)	-	-	(3,271)
	<u>(229,670)</u>	<u>(2,106)</u>	<u>(22,004)</u>	<u>(253,780)</u>
Net deferred income tax liability	<u>(228,342)</u>	<u>(2,083)</u>	<u>(22,004)</u>	<u>(252,429)</u>

### 23 Share capital

	2018 \$'000	2017 \$'000
Authorised 50,000,000 ordinary shares of no par value		
Issued and fully paid 23,205,000 shares of no par value	<u>23,205</u>	<u>23,205</u>

### 24 Capital contribution

	2018 \$'000	2017 \$'000
Balance at beginning of year	38,255	29,594
Capital contribution	<u>8,062</u>	<u>8,661</u>
Balance at end of year	<u><u>46,317</u></u>	<u><u>38,255</u></u>

Payments made by the Government of the Republic of Trinidad & Tobago (GORTT) on behalf of the Company towards its loan obligations are treated as capital contributions since the GORTT, as the Company's only shareholder.

### 25 Statutory reserves

The Financial Institutions Act 2008, Part VI, Section 56 1(a) (Trinidad and Tobago) stipulates that a Bank must transfer at the end of each financial year no less than 10% of its profits after taxation to a Reserve Fund until the amount standing to the credit of the Reserve Fund is not less than the stated capital or assigned capital of the Bank.

In accordance with the Financial Institutions Act 1996-16, the Bank's subsidiary, First Citizens Bank (Barbados) Limited, is required to transfer to a reserve fund a minimum of 25% of the net income for the year, wherever the amount of the reserve fund is less than the stated capital.

The FIA 2008 Section 60.1, also indicated that no licensee shall incur, deposit liabilities of an amount exceeding twenty (20) times the sum of its stated capital or assigned capital and Statutory Reserve Fund.

# First Citizens Holdings Limited And Its Subsidiaries

## Notes to the Consolidated Financial Statements (continued)

30 September 2018

(Expressed in Trinidad and Tobago dollars)

### 26 Retained earnings

The retained earnings is the accumulated net income that is retained by the group at a particular point of time, such as at the end of the reporting period. At the end of that period, the net income (or net loss) at that point is transferred from the Profit and Loss Account to the retained earnings account.

### 27 Other reserves

#### i Fair value reserve-

The fair value reserve comprises the cumulative net change in the fair value of investment securities measured at FVOCI, less ECL allowances recognised in profit or loss, net deferred tax, until the assets are derecognised or impaired.

#### ii Revaluation reserve

The revaluation reserve relates to the revaluation of the freehold property.

#### iii Re-measurement of defined benefit reserve

The remeasurements of the defined benefit represents actuarial gains and losses, returns on plan assets (outside of any changes recorded as net interest) and any changes in the asset ceiling (outside of any changes recorded as net interest).

#### iv Translation reserve

The translation reserve comprises all foreign currency differences arising from translation of the financial statements of foreign operations, as well as in a separate component in equity in the consolidated financial statements.

28 Non-controlling interest	2018 \$'000	2017 \$'000
Opening balance	2,451,239	1,687,261
IFRS 9 adjustment	<u>(61,333)</u>	<u>-</u>
Revised opening balance	2,389,906	1,687,261
Share of total comprehensive income	167,329	197,460
Sale of interest to minority	-	679,523
Dividend paid (note 2.29)	<u>(150,075)</u>	<u>(113,005)</u>
	<u>2,407,160</u>	<u>2,451,239</u>
29 Interest income		
Loans to customers	1,085,494	956,016
Financial assets (available for sale, held to maturity and FVTPL)	761,651	685,769
Loan notes	<u>37,405</u>	<u>45,283</u>
	<u>1,884,550</u>	<u>1,687,068</u>

# First Citizens Holdings Limited And Its Subsidiaries

## Notes to the Consolidated Financial Statements (continued)

30 September 2018

(Expressed in Trinidad and Tobago dollars)

30	Interest expense	2018 \$'000	2017 \$'000
	Customers' deposits	88,435	86,544
	Other funding instruments	140,935	120,979
	Notes payable	9,328	9,680
	Bonds payable	<u>89,427</u>	<u>54,646</u>
		<u>328,125</u>	<u>271,849</u>
31	<b>Fees and commissions</b>		
	Credit related fees	29,384	38,453
	Transaction service fees/commissions	192,002	174,681
	Portfolio and other management fees	<u>183,535</u>	<u>176,945</u>
		<u>404,921</u>	<u>390,079</u>
32	<b>Other income</b>		
	Foreign Exchange Transaction gains less losses	143,913	131,470
	Foreign Exchange Translation gains less losses	(11,308)	7,375
	Other income	<u>42,563</u>	<u>19,343</u>
		<u>175,168</u>	<u>158,188</u>
33	<b>Impairment loss on other financial assets</b>		
	Goodwill written off	-	17,949
	Impairment allowances	105,011	11,288
	Directly written off/(written back) to income	<u>-</u>	<u>1,636</u>
		<u>105,011</u>	<u>30,873</u>
34	<b>Administrative expenses</b>		
	Staff expenses	482,495	472,218
	Pension expenses/(income) (note 20.f)	7,420	54,816
	Other administrative expenses	51,820	58,754
	Depreciation	<u>67,973</u>	<u>74,535</u>
		<u>609,708</u>	<u>660,323</u>

The number of permanently employed staff as at the year-end was as follows:

	2018		2017	
	Employees	%	Employees	%
First Citizens Bank Limited	1,538	83	1,472	82
Subsidiaries	<u>326</u>	<u>17</u>	<u>331</u>	<u>18</u>
	<u>1,864</u>	<u>100</u>	<u>1,803</u>	<u>100</u>

# First Citizens Holdings Limited And Its Subsidiaries

## Notes to the Consolidated Financial Statements (continued)

30 September 2018

(Expressed in Trinidad and Tobago dollars)

35 Other operating expenses	2018 \$'000	2017 \$'000
Property expenses	75,244	75,789
Technical and professional	20,469	13,206
Advertising expenses	13,741	15,527
Hardware and software maintenance	31,474	31,932
Deposit insurance (see below)	36,721	35,790
Credit card expenses	74,205	68,153
Equipment rental & maintenance	26,681	27,385
Communication charges	17,006	19,473
Security services	16,158	18,486
Stationery and service related expenses	15,337	16,981
Tax on assets	8,638	7,859
Operating expenses	<u>102,963</u>	<u>66,596</u>
	<u>438,637</u>	<u>397,177</u>

The Central Bank and Financial Institutions (Non-Banking) (Amendment) Act, 1986 of Trinidad & Tobago established a Deposit Insurance Fund for the protection of depositors. By the Central Bank (Deposit Insurance) Order 1986, dated 17 September 1986, an annual premium of 0.2% of the average deposit liabilities outstanding as at the end of each quarter of the preceding year is levied.

The Barbados Deposit Insurance Corporation (BDIC), established under the Deposit Insurance Act-29 of 2006, came into operation on 8 June 2007. The deposit insurance initial contribution and premium was set at 0.05% of the insurable deposits held by the member during the calendar year preceding the calendar year for which the premium is payable.

36 Taxation	2018 \$'000	2017 \$'000
Current tax	334,828	235,200
Prior period (over)/under provision	(3,420)	(2,833)
Deferred tax (Note 22)	<u>4,938</u>	<u>2,083</u>
	<u>336,346</u>	<u>234,450</u>

The tax on profit before tax differs from the theoretical amount that would arise using the basic rate of tax as follows:

Profit before taxation	<u>1,006,177</u>	<u>871,841</u>
Tax calculated at 35% (2017: 30%)	352,162	259,350
Income exempt from tax	(75,494)	(71,574)
Expenses not deductible for tax purposes	88,454	53,919
Prior year under provision	(3,420)	(2,833)
Effects of different tax rates in other countries (i)	<u>(25,356)</u>	<u>(4,412)</u>
	<u>336,346</u>	<u>234,450</u>

(i) This represents the difference in tax charged in St Lucia at 1% versus Trinidad and Tobago at 25/30/35%.

# First Citizens Holdings Limited And Its Subsidiaries

## Notes to the Consolidated Financial Statements (continued)

30 September 2018

(Expressed in Trinidad and Tobago dollars)

37 Dividends	2018 \$'000	2017 \$'000
Ordinary dividend paid – final for prior period	115,938	169,425
Ordinary dividend paid – interim for current period	333,192	1,193,425
Preference dividend paid	1,952	1,952
	<u>451,082</u>	<u>1,364,802</u>

### 38 Related party transactions and balances

#### a. Directors and key management personnel

Salaries and other short-term employee benefits	50,648	45,965
Loans and receivables	12,902	10,103
Interest income	591	1,262
Customers' deposit	11,510	11,032
Interest expense	121	99

#### b. Transactions with associate

Loans and receivables	-	25,097
Interest income	844	2,054

#### c. Pension Plan

Employer's contribution (Note 20.d)	32,213	27,876
-------------------------------------	--------	--------

#### d. Government of the Republic of Trinidad and Tobago

As stated in note 1, on the formation of the Bank it was agreed that the assets and liabilities of the predecessor financial institutions would be transferred to the Bank and the non-performing portfolio sold to a liquidating company in consideration for an equivalent amount of Government-guaranteed notes and commercial paper. In 2009, the Bank entered into a Liquidity Support Agreement with GORTT and the Central Bank in relation to the acquisition of the shares of Caribbean Money Market Brokers Limited, now First Citizens Investment Services Limited which provided indemnification of the Bank against certain losses. In addition, the Central Bank agreed to put specific liquidity arrangements in place by way of pro notes to facilitate CIB fixed deposits transferred to the Bank in 2009.

The current amount outstanding on these arrangements and obligations and the related income and expenses are disclosed below:-

	2018 \$'000	2017 \$'000
<b>Assets</b>		
Loan notes with Taurus Services Limited (Note 11 (i))	<u>273,942</u>	<u>342,428</u>
<b>Liabilities</b>		
Due to GORTT (Note 19)	<u>21,478</u>	<u>25,531</u>
<b>Interest income</b>		
Loan notes with Taurus Services Limited	<u>37,405</u>	<u>45,281</u>

# First Citizens Holdings Limited And Its Subsidiaries

## Notes to the Consolidated Financial Statements (continued)

30 September 2018

(Expressed in Trinidad and Tobago dollars)

### 38 Related party transactions and balances (continued)

#### e. Other transactions with the Government of the Republic of Trinidad and Tobago

In addition to the balances in (d) above, the Group in its ordinary course of business enters into lending, deposit and investment transactions with the GORTT, other state owned institutions, state agencies and local government bodies. Transactions and balances between the Group and these related parties are as follows:

	2018 \$'000	2017 \$'000
Loans and receivables	2,915,876	2,889,140
Interest income	199,926	194,723
Customers' deposits	7,151,386	7,108,490
Interest expense	24,638	24,140
Financial assets - Hold to collect and sell	8,663,210	7,488,190
Financial assets - Hold to collect	-	457,163
Financial assets - Other Loans and Receivable	514,768	516,177
Investment income	409,655	327,486

### 39 Commitments

#### a. Capital commitments

	2018 \$'000	2017 \$'000
Capital expenditure approved by the Directors but not provided for in these accounts	<u>67,255</u>	<u>17,523</u>

#### b. Credit commitments

Commitments for loans approved not yet disbursed	<u>1,560,259</u>	<u>614,583</u>
--	------------------	----------------

### 40 Contingent liabilities

#### a. Litigation

The Group is involved in claims and counterclaims arising from the conduct of its business. Based on the facts now known to the Group, the Directors believe that the outcome of these matters would not have a material adverse effect on the position of the Group.

#### b. Customers' liability under acceptances, guarantees and letters of credit

These represent the Group's potential liability, for which there are claims against its customer in the event of a call on these commitments.

	2018 \$'000	2017 \$'000
Acceptances	18,518	36,204
Guarantees	175,786	189,583
Letters of credit	<u>14,977</u>	<u>40,834</u>
	<u>209,281</u>	<u>266,621</u>

# First Citizens Holdings Limited And Its Subsidiaries

## Notes to the Consolidated Financial Statements (continued)

30 September 2018

(Expressed in Trinidad and Tobago dollars)

---

### 41 Lease rentals

The Group leased certain premises under non-cancellable operating leases expiring in various years up to 2026. The leases contain renewal options from five to twenty-five years. Rental expense incurred under lease agreements amount to \$37.3 million for the year 2018 (2017: \$37.4 million).

The future lease obligations under non-cancellable leases are summarised below:

	2018 \$'000	2017 \$'000
- Up to one year	32,425	31,085
- One year to five years	50,571	56,431
- Over five years	<u>13,047</u>	<u>21,458</u>
	<u>96,043</u>	<u>108,974</u>

### 42 Subsequent events

On 17 December 2018, the Board of Directors declared a final dividend payment of \$3.33 per share payable to shareholders.

